



# Revit Structure Benchmarking

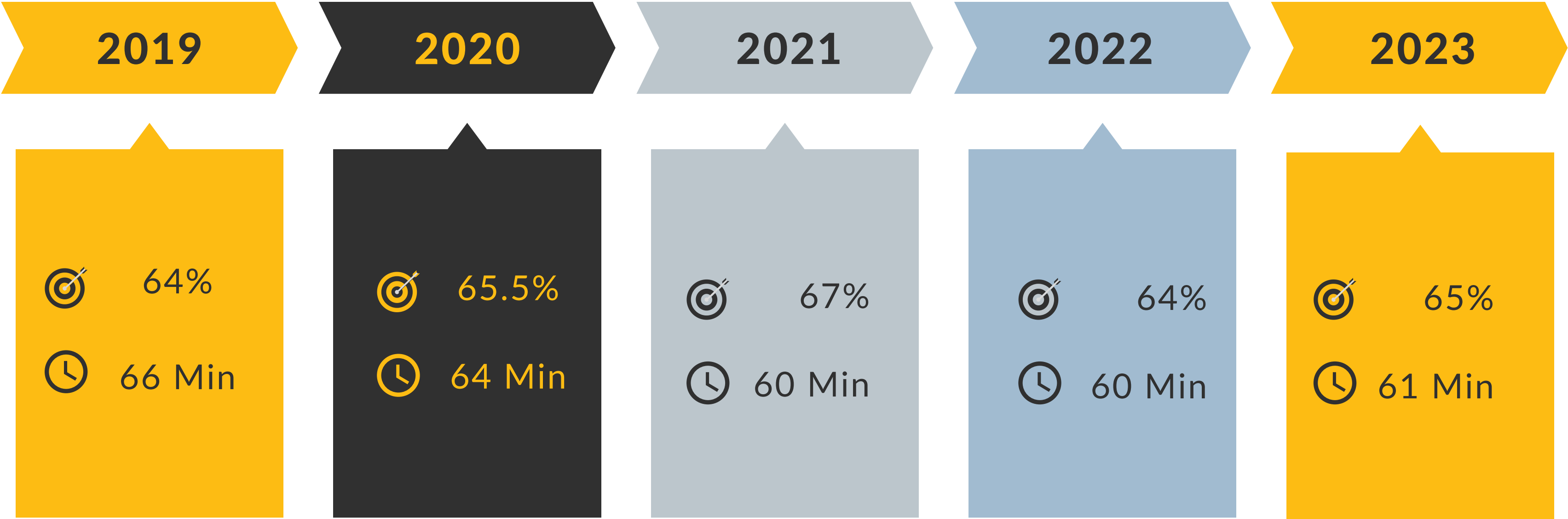
---



**KNOWLEDGESMART**  
AN EAGLE POINT SOFTWARE COMPANY

# REVIT STRUCTURE FUNDAMENTALS

VARIANCES IN OUR OVERALL BENCHMARK DATA



# GLOBAL AVERAGE REVIT STRUCTURE FUNDAMENTALS

BY WORLD REGION (TOP 10) - SCORE (ACCURACY) AND ELAPSED TIME



- 1 New Zealand  
70.17% in 65 Min
- 2 Australia  
70.03% in 68 Min
- 3 United Kingdom  
69.52% in 63 Min
- 4 USA  
69.34% in 62 Min
- 5 Philippines  
67.80% in 43 Min
- 6 South Africa  
66.44% in 57 Min
- 7 UAE  
66.37% in 65 Min
- 8 Canada  
65.46% in 70 Min
- 9 Singapore  
63.09% in 61 Min
- 10 India  
60.14% in 60 Min

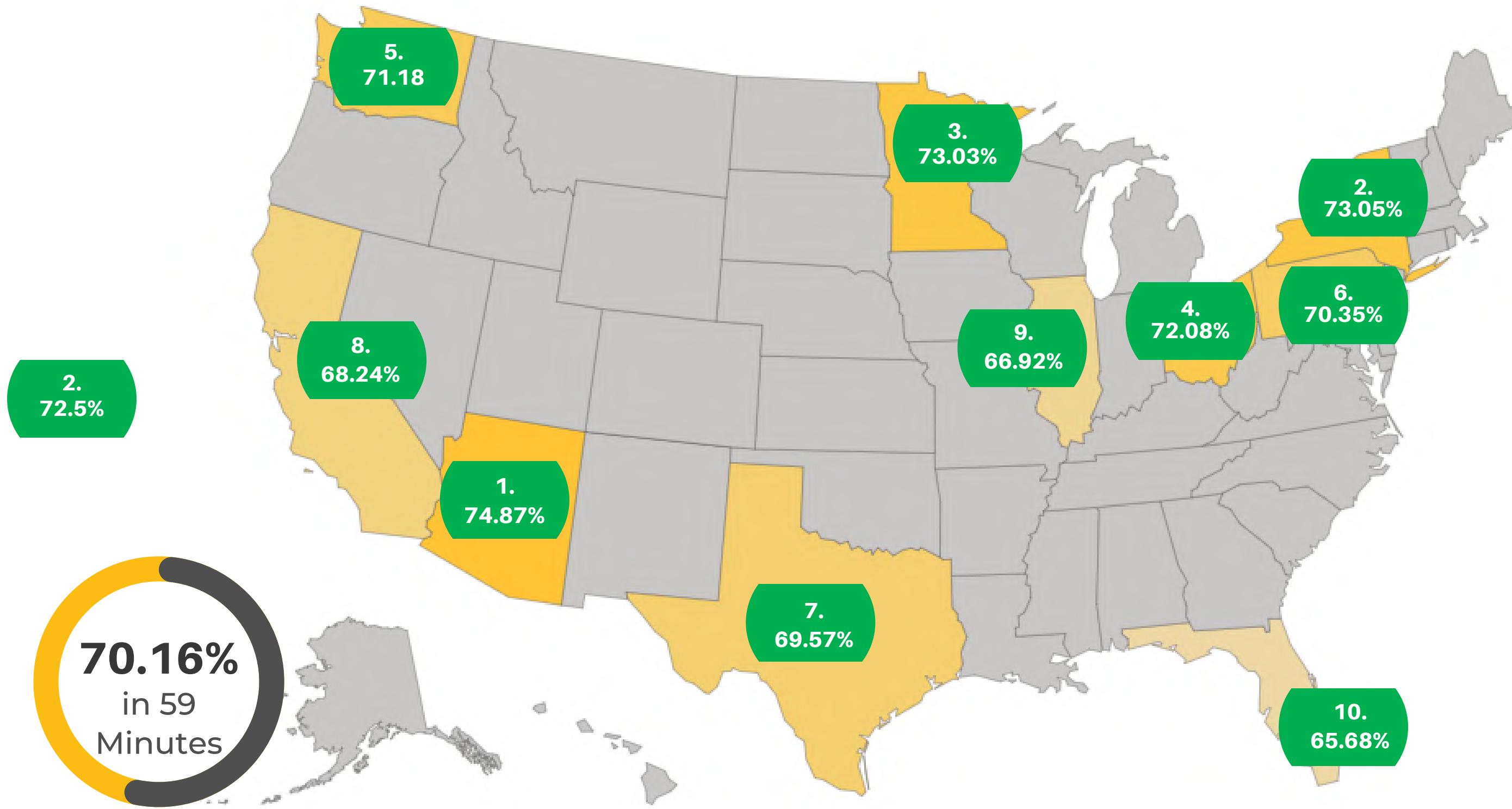
# REVIT STRUCTURE FUNDAMENTALS



**KNOWLEDGESMART**  
AN EAGLE POINT SOFTWARE COMPANY

## USA BY STATE - SCORE (ACCURACY) AND ELAPSED TIME

### STATE (% AND MIN)



Arizona	74.87%	73 Min
New York	73.05%	55 Min
Minnesota	73.03%	69 Min
Ohio	72.08%	60 Min
Washington	71.18%	69 Min
Pennsylvania	70.35%	56 Min
Texas	69.57%	68 Min
California	68.24%	60 Min
Illinois	66.92%	67 Min
Florida	65.68%	53 Min

Florida

Illinois

California

Arizona

10

9

8

7

6

5

4

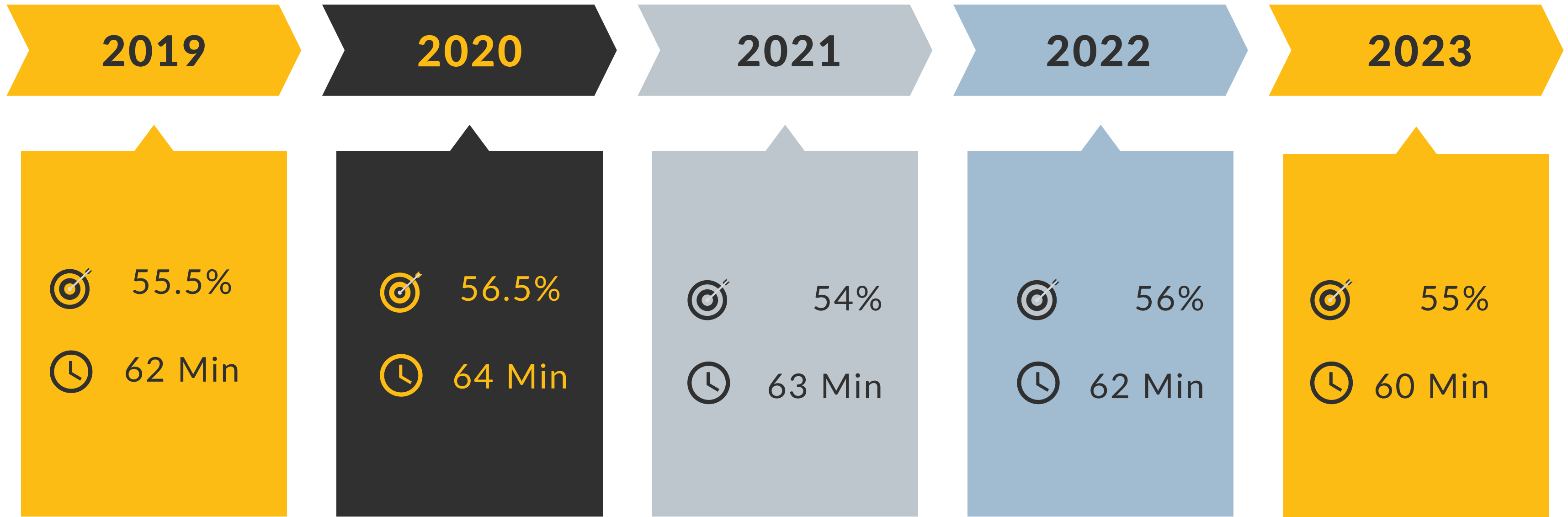
3

2

1

# REVIT STRUCTURE ADVANCED

VARIANCES IN OUR OVERALL BENCHMARK DATA



# GLOBAL AVERAGE REVIT STRUCTURE ADVANCED

BY WORLD REGION (TOP 10) - SCORE (ACCURACY) AND ELAPSED TIME



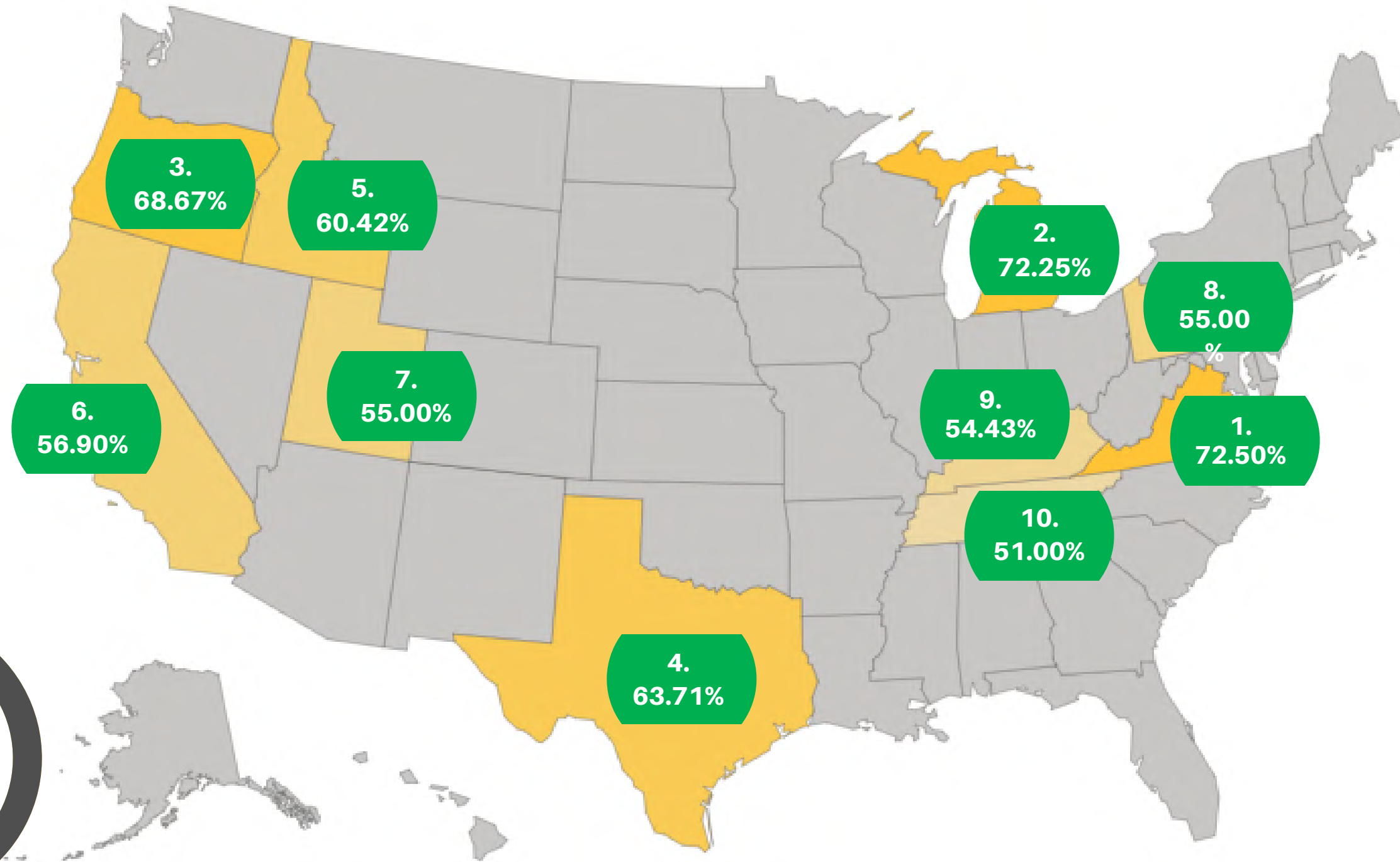
- 1 Kuwait  
70.34% in 52 Min
- 2 Australia  
66.40% in 47 Min
- 3 United Kingdom  
60.52% in 55 Min
- 4 UAE  
57.70% in 61 Min
- 5 Romania  
67.19% in 60 Min
- 6 Canada  
59.96% in 58 Min
- 7 USA  
56.64% in 77 Min
- 8 South Africa  
55.17% in 79 Min
- 9 India  
51.50% in 62 Min
- 10 Philippines  
46.00% in 75 Min

# REVIT STRUCTURE ADVANCED

USA BY STATE - SCORE (ACCURACY) AND ELAPSED TIME



**KNOWLEDGESMART**  
AN EAGLE POINT SOFTWARE COMPANY



## STATE (% AND MIN)

Virginia	72.50%	72 Min
Michigan	72.25%	116 Min
Oregon	68.67%	71 Min
Texas	63.71%	71 Min
Idaho	60.42%	76 Min
California	56.90%	87 Min
Utah	55.00%	53 Min
Pennsylvania	55.00%	82 Min
Kentucky	54.43%	56 Min
Tennessee	51.00%	79 Min



Texas

Florida

Colorado

Illinois

Tennessee

Georgia

California

Pennsylvania

# REVIT STRUCTURE SKILLS

- A DETAILED BREAKDOWN BY DISCIPLINE AND USER BACKGROUND



## STRUCTURAL ENGINEERS

- Regular users: 67.34% in 52 Min
- Part-time users: 53.19% in 60 Min
- 1 - 5 years' experience (all types): 55.53% in 55 Min
- 6 - 10 years' experience (all types): 66.94% in 54 Min
- 11-15 years' experience (all types): 69.46% in 48 Min
- On the job learning (all types): 64.50% in 53 Min
- Formal learning (all types) 63.73% in 49 Min
- Online/Web-Based Training 61.06% in 56 Minutes

The average Revit Structure self-rating score for Structural Engineers is:

**2.76**  
**out of 5**

*Basic knowledge; can get by working on a project but could do with improving*



## REGULAR USE (DAILY)

SELF-TAUGHT		
1-5 Yrs Experience	6-10 Yrs Experience	11-15 Yrs Experience
64.52%	66.29%	70.45%
58 Min	55 Min	64 Min

## OCCASIONAL USE (WEEKLY)

SELF-TAUGHT		
1-5 Yrs Experience	6-10 Yrs Experience	11-15 Yrs Experience
60.68%	64.20%	68.22%
69 Min	79 Min	68 Min



**STRUCTURAL ENGINEER**  
63.79% IN 65 MIN

FORMAL EDUCATION		
1-5 Yrs Experience	6-10 Yrs Experience	11-15 Yrs Experience
71.20%	67.08%	66.50%
61 Min	56 Min	61 Min

FORMAL EDUCATION		
1-5 Yrs Experience	6-10 Yrs Experience	11-15 Yrs Experience
59.83%	73.05%	46%
74 Min	78 Min	82 Min

## REGULAR USE (DAILY)

SELF-TAUGHT		
1-5 Yrs Experience	6-10 Yrs Experience	11-15 Yrs Experience
66.19%	70.25%	71.69%
43 Min	39 Min	58 Min

## OCCASIONAL USE (WEEKLY)

SELF-TAUGHT		
1-5 Yrs Experience	6-10 Yrs Experience	11-15 Yrs Experience
65.92%	68.45%	65.85%
68 Min	53 Min	80 Min

**UNITED KINGDOM**

66.86% IN 55 MIN

**STRUCTURAL ENGINEER**

FORMAL EDUCATION		
1-5 Yrs Experience	6-10 Yrs Experience	11-15 Yrs Experience
59.46%	72.06%	73.83%
77 Min	51 Min	39 Min

FORMAL EDUCATION		
1-5 Yrs Experience	6-10 Yrs Experience	11-15 Yrs Experience
73.24%	71.25%	65.23%
107 Min	92 Min	82Min

## REGULAR USE (DAILY)

SELF-TAUGHT		
1-5 Yrs Experience	6-10 Yrs Experience	11-15 Yrs Experience
68.29%	81.39%	70.75%
65 Min	56 Min	92 Min

## OCCASIONAL USE (WEEKLY)

SELF-TAUGHT		
1-5 Yrs Experience	6-10 Yrs Experience	11-15 Yrs Experience
48.67%	52.00%	72.33%
69 Min	82 Min	80 Min



### CANADA

64.78% IN  
98 MIN

### STRUCTURAL ENGINEER

FORMAL EDUCATION		
1-5 Yrs Experience	6-10 Yrs Experience	11-15 Yrs Experience
69.00%	74.25%	59.00%
67 Min	52 Min	62 Min

FORMAL EDUCATION		
1-5 Yrs Experience	6-10 Yrs Experience	11-15 Yrs Experience
74.50%	78.23%	75.00%
107 Min	112 Min	98 Min

## REGULAR USE (DAILY)

SELF-TAUGHT		
1-5 Yrs Experience	6-10 Yrs Experience	11-15 Yrs Experience
73.96%	77.13%	77.54%
66 Min	58 Min	71 Min

## OCCASIONAL USE (WEEKLY)

SELF-TAUGHT		
1-5 Yrs Experience	6-10 Yrs Experience	11-15 Yrs Experience
64.97%	64.48%	69.29%
67 Min	109 Min	54 Min



**USA**

70.74% IN  
68 MIN

**STRUCTURAL  
ENGINEER**

FORMAL EDUCATION		
1-5 Yrs Experience	6-10 Yrs Experience	11-15 Yrs Experience
65.00%	77.94%	76.97%
90 Min	50 Min	66 Min

FORMAL EDUCATION		
1-5 Yrs Experience	6-10 Yrs Experience	11-15 Yrs Experience
55.34%	65.18%	66.00%
68 Min	71 Min	70 Min

## REGULAR USE (DAILY)

SELF-TAUGHT		
1-5 Yrs Experience	6-10 Yrs Experience	11-15 Yrs Experience
72.14%	74.74%	77.06%
103 Min	51 Min	74 Min

## OCCASIONAL USE (WEEKLY)

SELF-TAUGHT		
1-5 Yrs Experience	6-10 Yrs Experience	11-15 Yrs Experience
51.92%	70.33%	83.67%
43 Min	81 Min	107 Min



**AUSTRALIA**  
69.87% IN  
58 MIN  
**STRUCTURAL ENGINEER**

FORMAL EDUCATION		
1-5 Yrs Experience	6-10 Yrs Experience	11-15 Yrs Experience
71.17%	74.13%	72.57%
41 Min	63 Min	55 Min

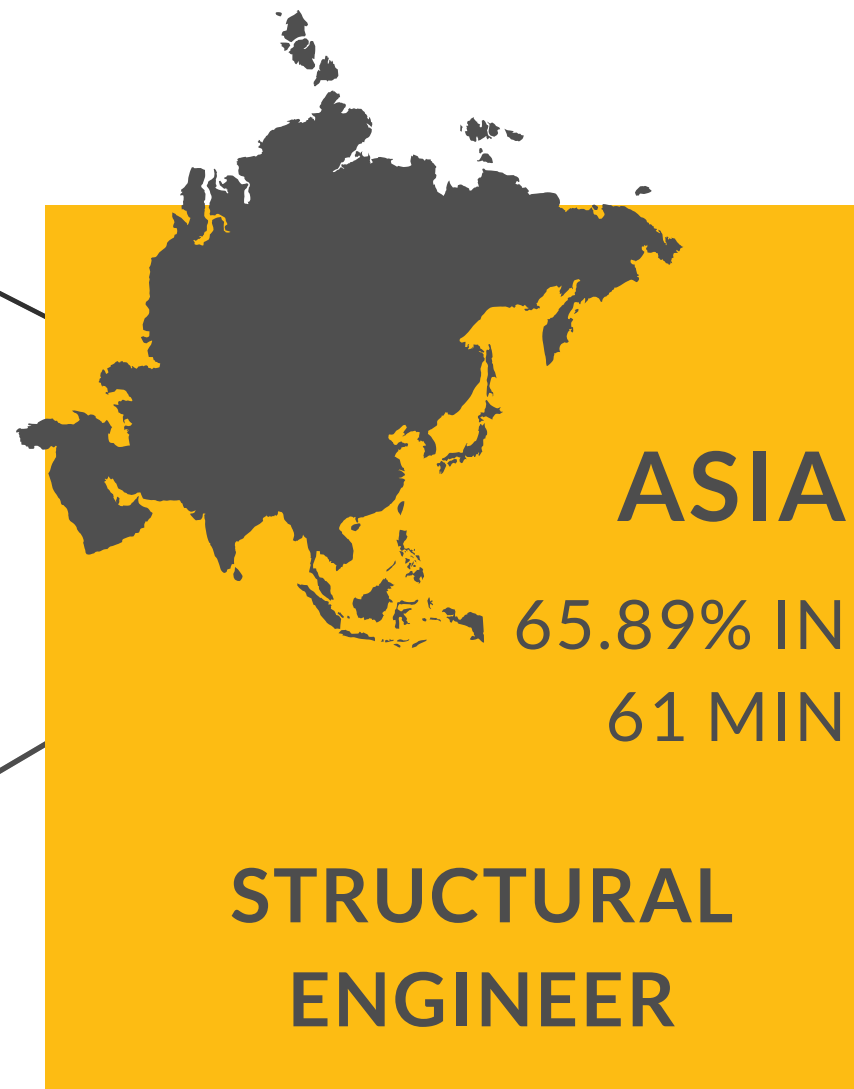
FORMAL EDUCATION		
1-5 Yrs Experience	6-10 Yrs Experience	11-15 Yrs Experience
66.81%	67.12%	56.52%
63 Min	69 Min	73 Min

## REGULAR USE (DAILY)

SELF-TAUGHT		
1-5 Yrs Experience	6-10 Yrs Experience	11-15 Yrs Experience
67.78%	68.85%	67.38%
47 Min	45 Min	85 Min

## OCCASIONAL USE (WEEKLY)

SELF-TAUGHT		
1-5 Yrs Experience	6-10 Yrs Experience	11-15 Yrs Experience
68.14%	60.00%	64.32%
77 Min	42 Min	66 Min



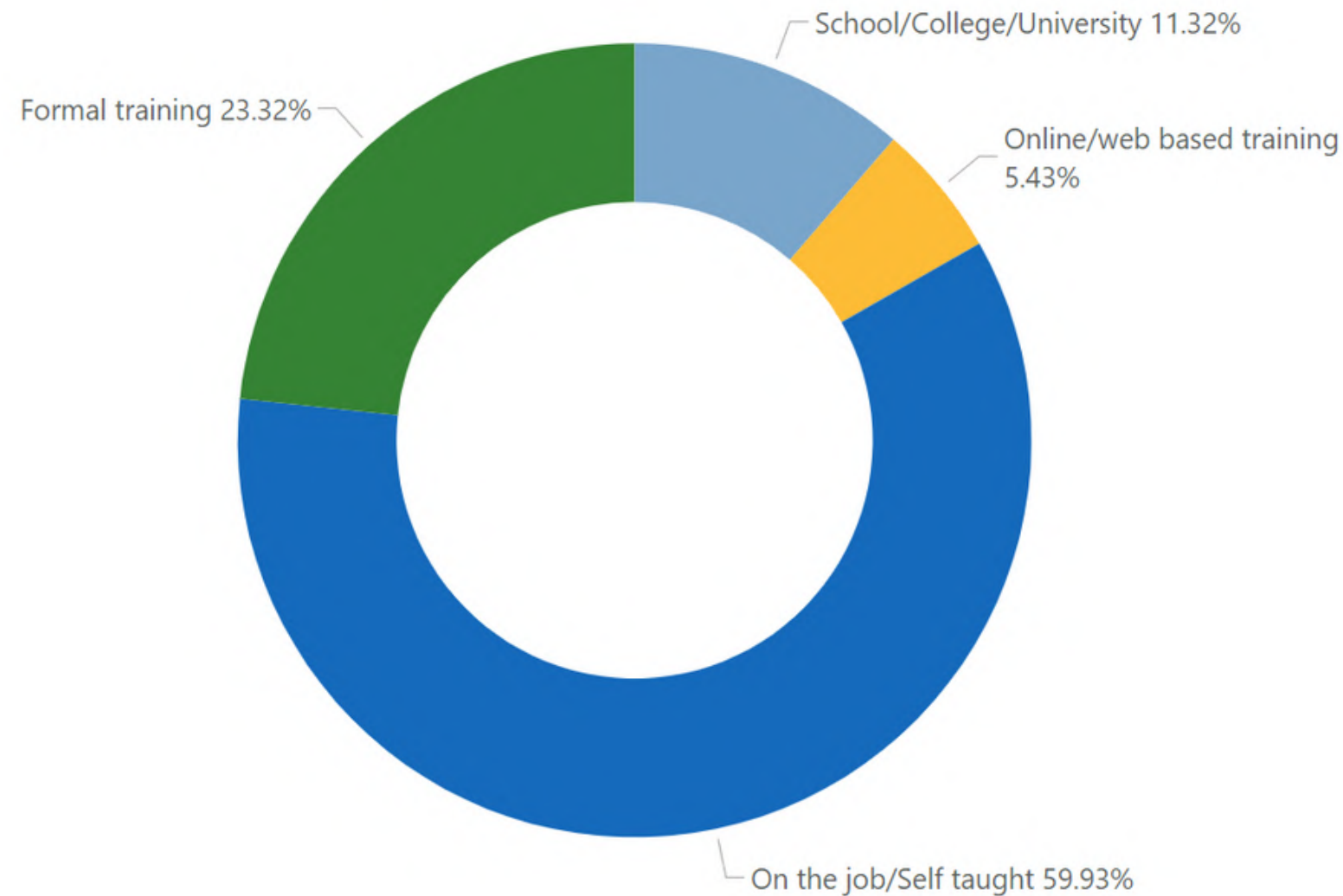
FORMAL EDUCATION		
1-5 Yrs Experience	6-10 Yrs Experience	11-15 Yrs Experience
63.94%	59.90%	67.71%
63 Min	57 Min	70 Min

FORMAL EDUCATION		
1-5 Yrs Experience	6-10 Yrs Experience	11-15 Yrs Experience
67.83%	76.29%	65.43%
72 Min	51 Min	117 Min

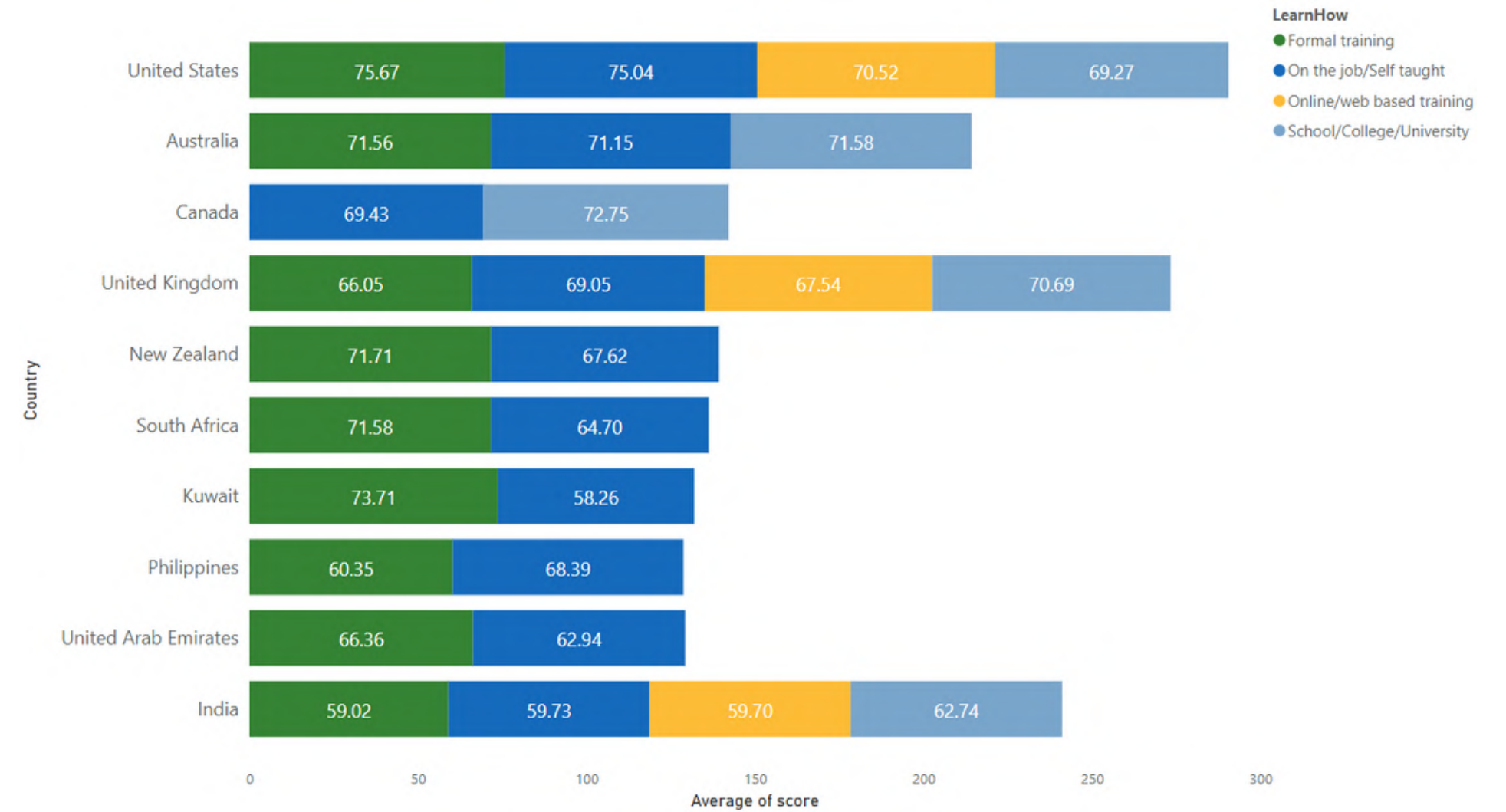


# REVIT STRUCTURE - PRIMARY LEARNING METHOD ANALYSIS

AVERAGE OVERALL SCORE 63.21% IN 62 MIN



## TOP TEN ASSESSMENT SCORES BY COUNTRY AND PRIMARY LEARNING METHOD

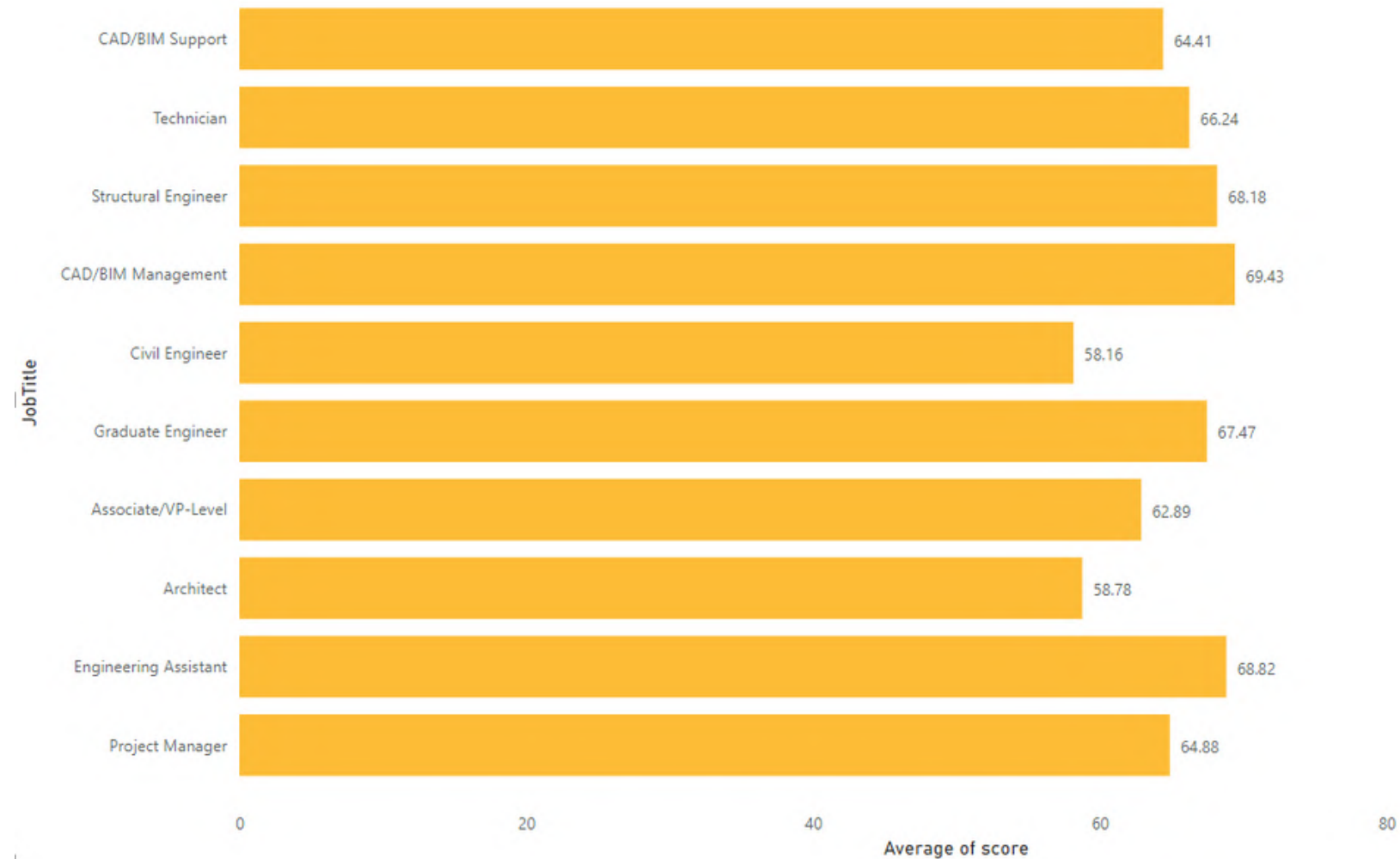




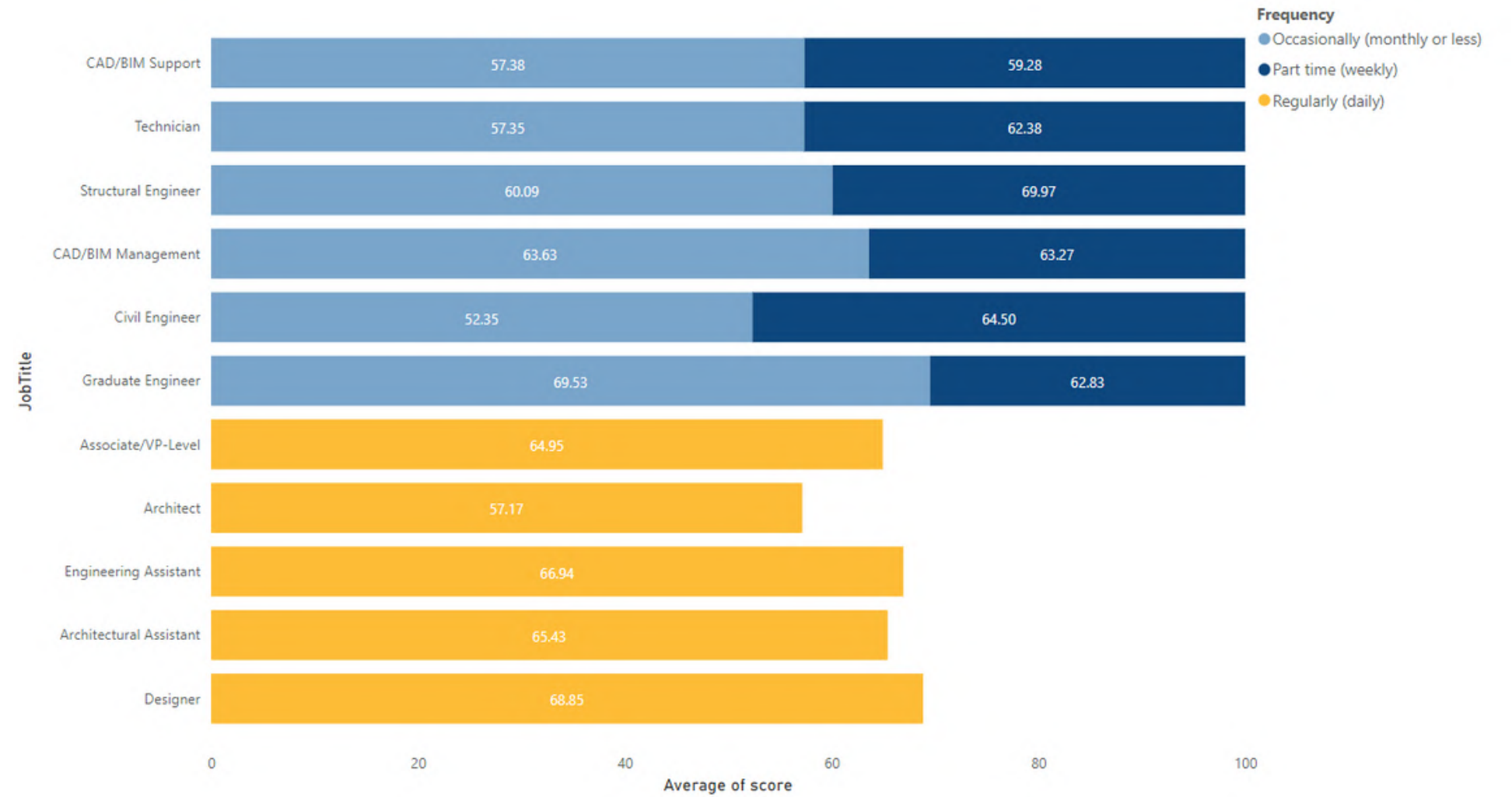
# FREQUENCY OF USE AND JOB TITLE ANALYSIS

AVERAGE OVERALL SCORE 63.21% IN 62 MIN

## AVERAGE ASSESSMENT SCORE PER JOB TITLE SORTED BY # OF ASSESSMENTS



## AVERAGE ASSESSMENT SCORE PER JOB TITLE GROUPED BY FREQUENCY OF USE








# TOP 10 COUNTRIES BASED ON NUMBER OF ASSESSMENTS TAKEN - AVERAGE SCORES VERSUS AVERAGE SELF-RATING PERCENTAGE

AVERAGE OVERALL SCORE 63.21% IN 62 MIN



**KNOWLEDGESMART**  
AN EAGLE POINT SOFTWARE COMPANY