



# Revit MEP Benchmarking

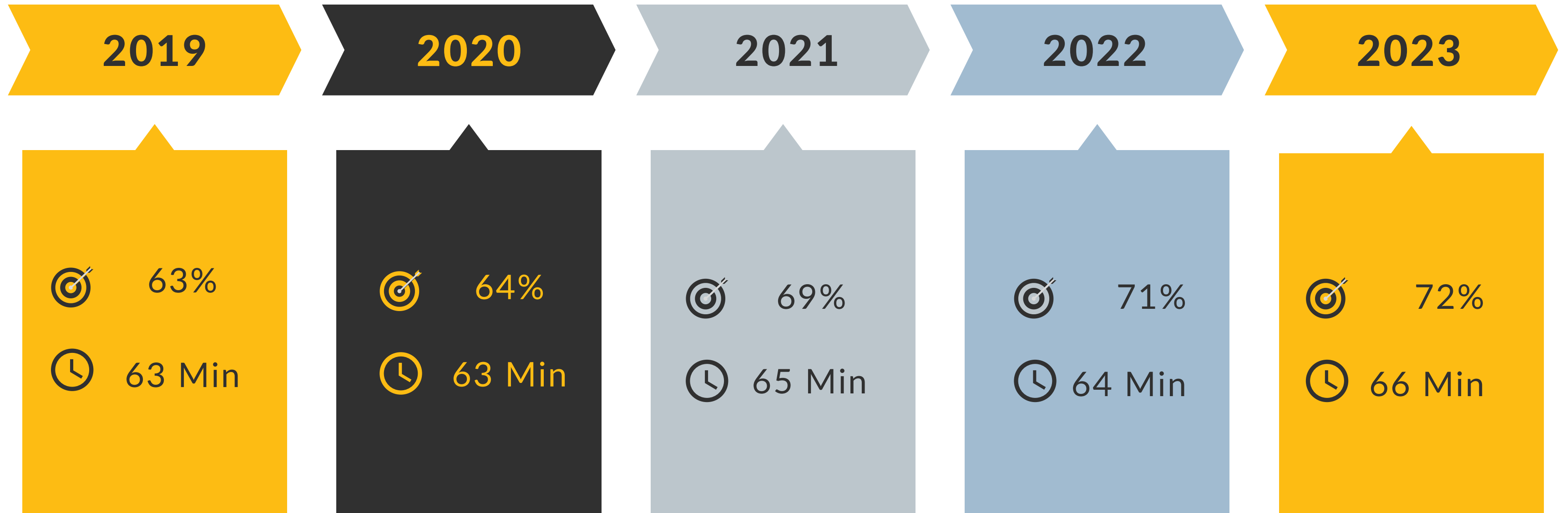


**KNOWLEDGESMART**

AN EAGLE POINT SOFTWARE COMPANY

# REVIT MEP MECHANICAL FUNDAMENTALS

VARIANCES IN OUR OVERALL BENCHMARK DATA



**KNOWLEDGESMART**  
AN EAGLE POINT SOFTWARE COMPANY

# GLOBAL AVERAGE REVIT MEP MECHANICAL FUNDAMENTALS

BY WORLD REGION (TOP 10) - SCORE (ACCURACY) AND ELAPSED TIME



- 1 Vietnam  
77.58% in 66 Min
- 2 Ireland  
72.55% in 48 Min
- 3 India  
70.77% in 62 Min
- 4 Australia  
70.14% in 54 Min
- 5 South Africa  
69.96% in 59 Min
- 6 USA  
69.86% in 61 Min
- 7 United Kingdom  
66.22% in 48 Min
- 8 UAE  
66.02% in 74 Min
- 9 Canada  
65.95% in 78 Min
- 10 Singapore  
64.57% in 47 Min

# REVIT MEP MECHANICAL FUNDAMENTALS

## USA BY STATE - SCORE (ACCURACY AND ELAPSED TIME)

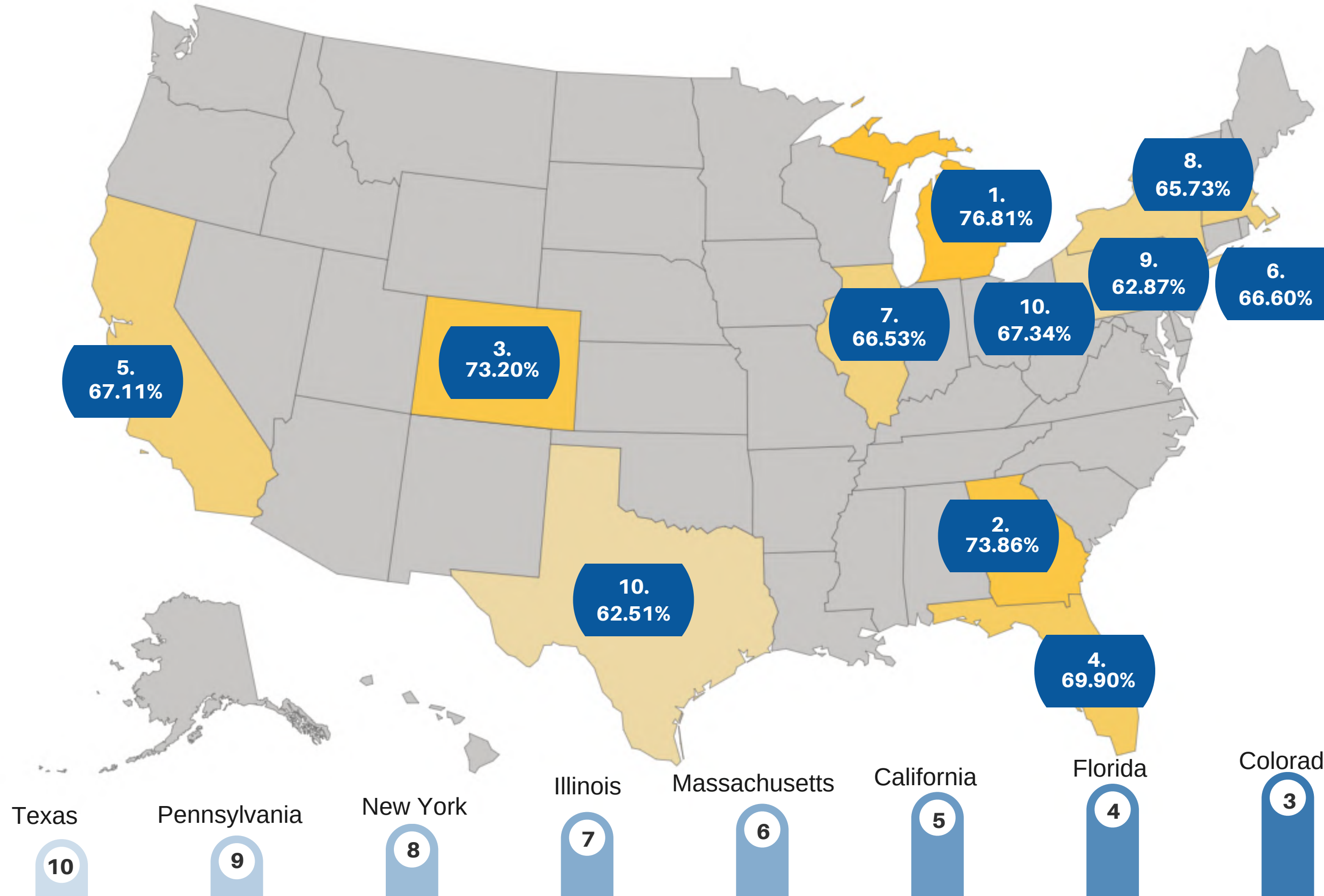


**KNOWLEDGESMART**  
AN EAGLE POINT SOFTWARE COMPANY

**TOP STATES  
(SCORE AND  
TIME)**

**USA AVERAGE**  
**69.72%**  
in 58 Minutes

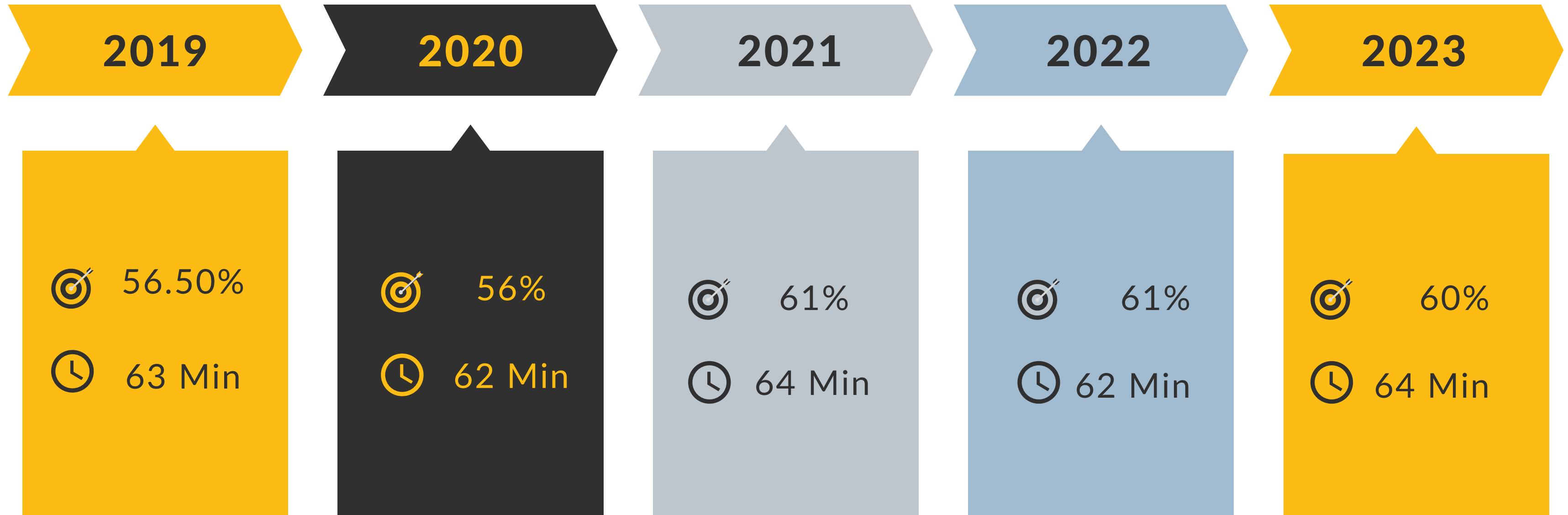
Michigan	76.81%	60 min
Georgia	73.86%	51 min
Colorado	73.20%	60 min
Florida	69.90%	55min
California	67.11%	56 min
Massachusetts	66.60%	42 min
Illinois	66.53%	60 min
New York	65.73%	80 min
Pennsylvania	62.87%	66 min
Texas	62.51%	58 min





# REVIT MEP MECHANICAL ADVANCED

VARIANCES IN OUR OVERALL BENCHMARK DATA



**KNOWLEDGESMART**  
AN EAGLE POINT SOFTWARE COMPANY

# GLOBAL AVERAGE REVIT MEP MECHANICAL ADVANCED

BY WORLD REGION (TOP 10) - SCORE (ACCURACY) AND ELAPSED TIME



- 1 Kuwait  
71.45% in 69Min
- 2 Philippines  
62.47% in 60 Min
- 3 South Africa  
61.65% in 64 Min
- 4 USA  
59.33% in 66 Min
- 5 UAE  
58.28% in 70 Min
- 6 Singapore  
55.87% in 52 Min
- 7 India  
54.61% in 60 Min
- 8 United Kingdom  
51.77% in 66 Min
- 9 Canada  
50.29% in 60 Mmin
- 10 Australia  
42% in 60 min

# REVIT MEP MECHANICAL ADVANCED

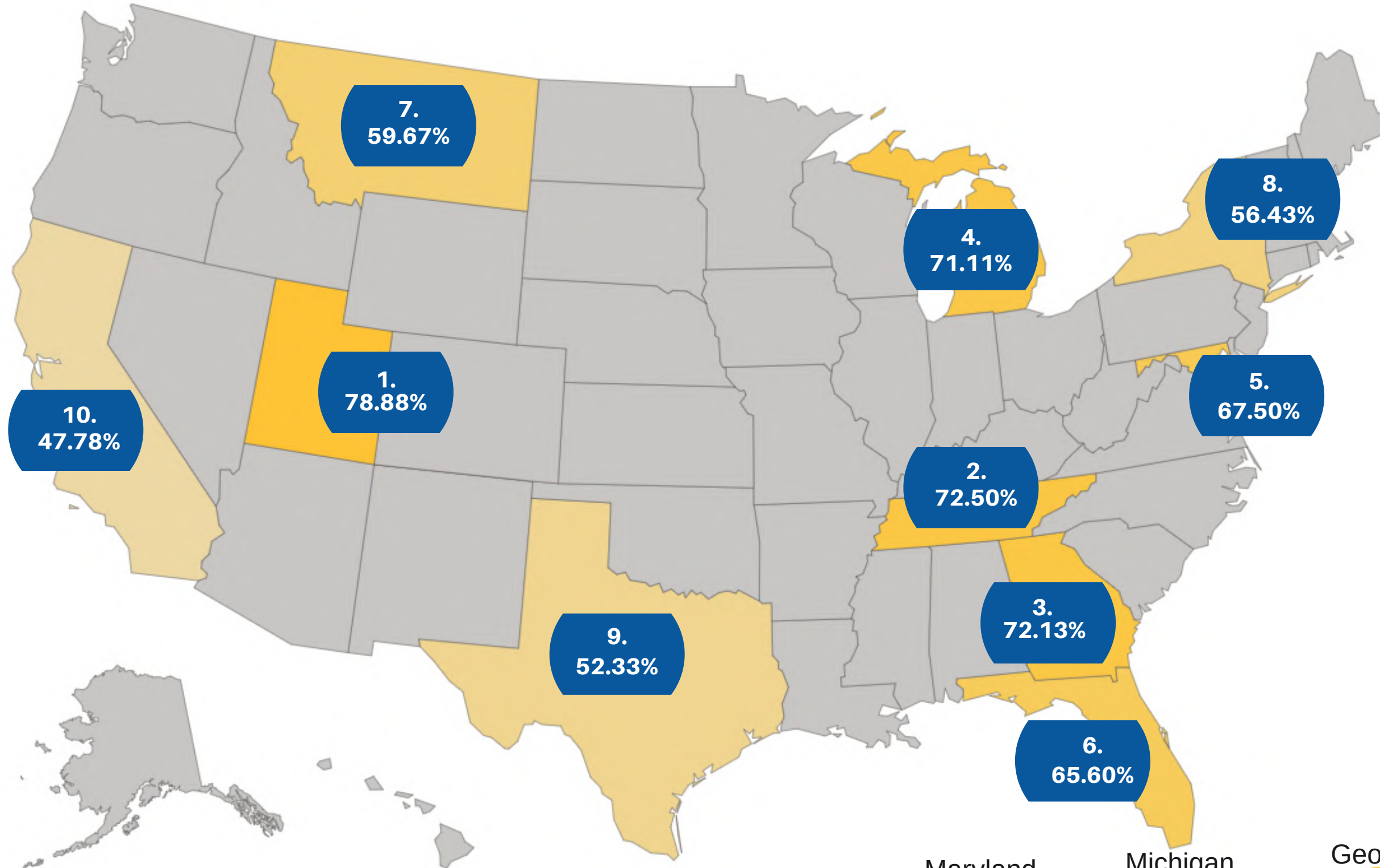
USA BY STATE - SCORE (ACCURACY AND ELAPSED TIME)




**KNOWLEDGESMART**  
AN EAGLE POINT SOFTWARE COMPANY

**TOP STATES  
(SCORE AND  
TIME)**

**USA AVERAGE**  
**59.25%**  
in 64 Minutes

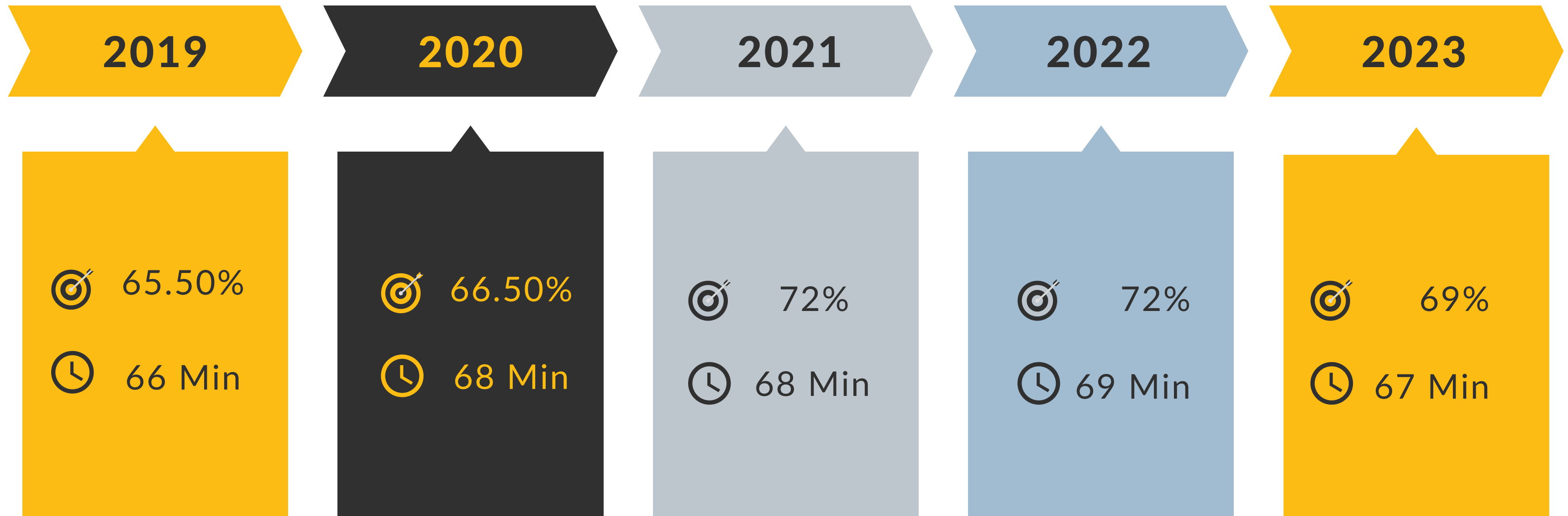


Utah	78.88 %	38 min
Tennessee	72.50 %	54 min
Georgia	72.13%	59 min
Michigan	71.11%	68 min
Maryland	67.50 %	120 min
Florida	65.60 %	70 min
Montana	59.67 %	49 min
New York	56.43 %	61 min
Texas	52.33 %	59 min
California	47.78 %	83 min



# REVIT MEP PLUMBING FUNDAMENTALS

VARIANCES IN OUR OVERALL BENCHMARK DATA



**KNOWLEDGESMART**  
AN EAGLE POINT SOFTWARE COMPANY



# GLOBAL AVERAGE REVIT MEP PLUMBING FUNDAMENTALS

BY WORLD REGION (TOP 10) - SCORE (ACCURACY) AND ELAPSED TIME



- 1 Vietnam  
81.13% in 57 Min
- 2 India  
74.80% in 47 Min
- 3 USA  
71.89% in 53 Min
- 4 Kuwait  
70.65% in 55 Min
- 5 Singapore  
70.47% in 42 Min
- 6 United Kingdom  
69.58% in 53 Min
- 7 South Africa  
68.66% in 55 Min
- 8 Australia  
66.87% in 50 Min
- 9 UAE  
66.82% in 59 Min
- 10 Canada  
66.08% in 46 Min

# REVIT MEP PLUMBING FUNDAMENTALS

USA BY STATE - SCORE (ACCURACY AND ELAPSED TIME)

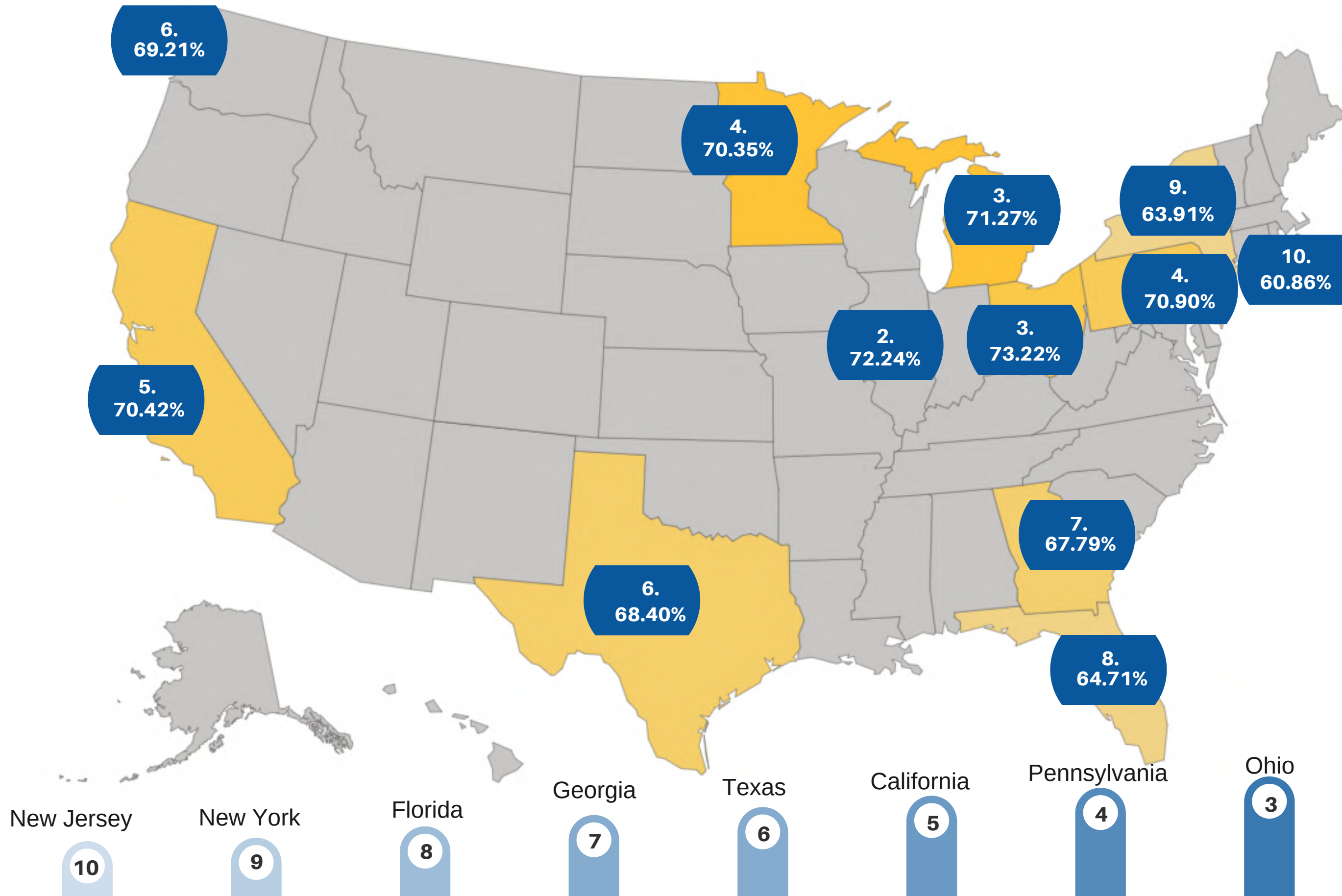


**KNOWLEDGESMART**  
AN EAGLE POINT SOFTWARE COMPANY

**TOP STATES  
(SCORE AND  
TIME)**

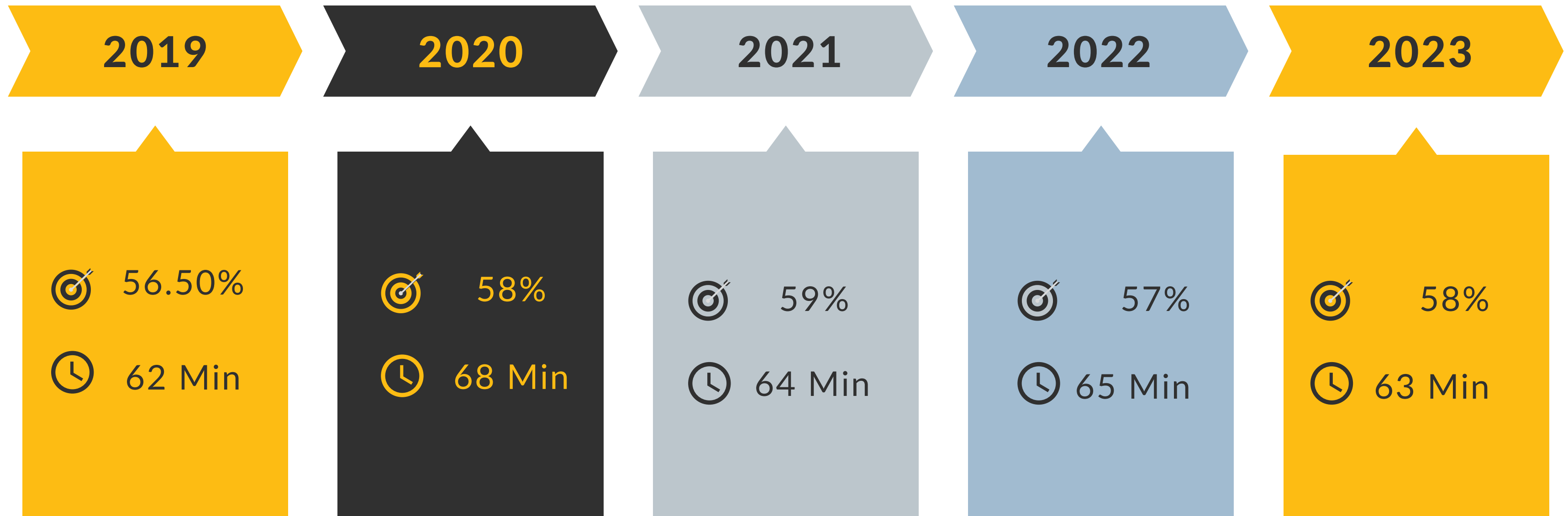
**USA AVERAGE**  
**73%**  
in 52 Minutes

Michigan	77.62%	48 min
Minnesota	77.17%	41 min
Ohio	73.22%	53 min
Pennsylvania	70.90%	58 min
California	70.42%	63 min
Texas	68.40%	60 min
Georgia	67.79%	66 min
Florida	64.71%	68 min
New York	63.91%	46 min
New Jersey	60.86%	49 min



# REVIT MEP PLUMBING ADVANCED

VARIANCES IN OUR OVERALL BENCHMARK DATA



**KNOWLEDGESMART**  
AN EAGLE POINT SOFTWARE COMPANY



# GLOBAL AVERAGE REVIT MEP PLUMBING ADVANCED

BY WORLD REGION (TOP 10) - SCORE (ACCURACY) AND ELAPSED TIME



- 1 United Kingdom  
67.75% in 58 Min
- 2 Kuwait  
66.33% in 56 Min
- 3 South Africa  
52.49% in 71 Min
- 4 USA  
60.68% in 66 Min
- 5 Philippines  
60.05% in 59 Min
- 6 India  
55.45% in 62 Min
- 7 UAE  
52.25% in 74 Min
- 8 Australia  
50.14% in 69 min
- 9 Canada  
48.62% in 54 min
- 10 Singapore  
47.22% in 65 min



# REVIT MEP PLUMBING ADVANCED

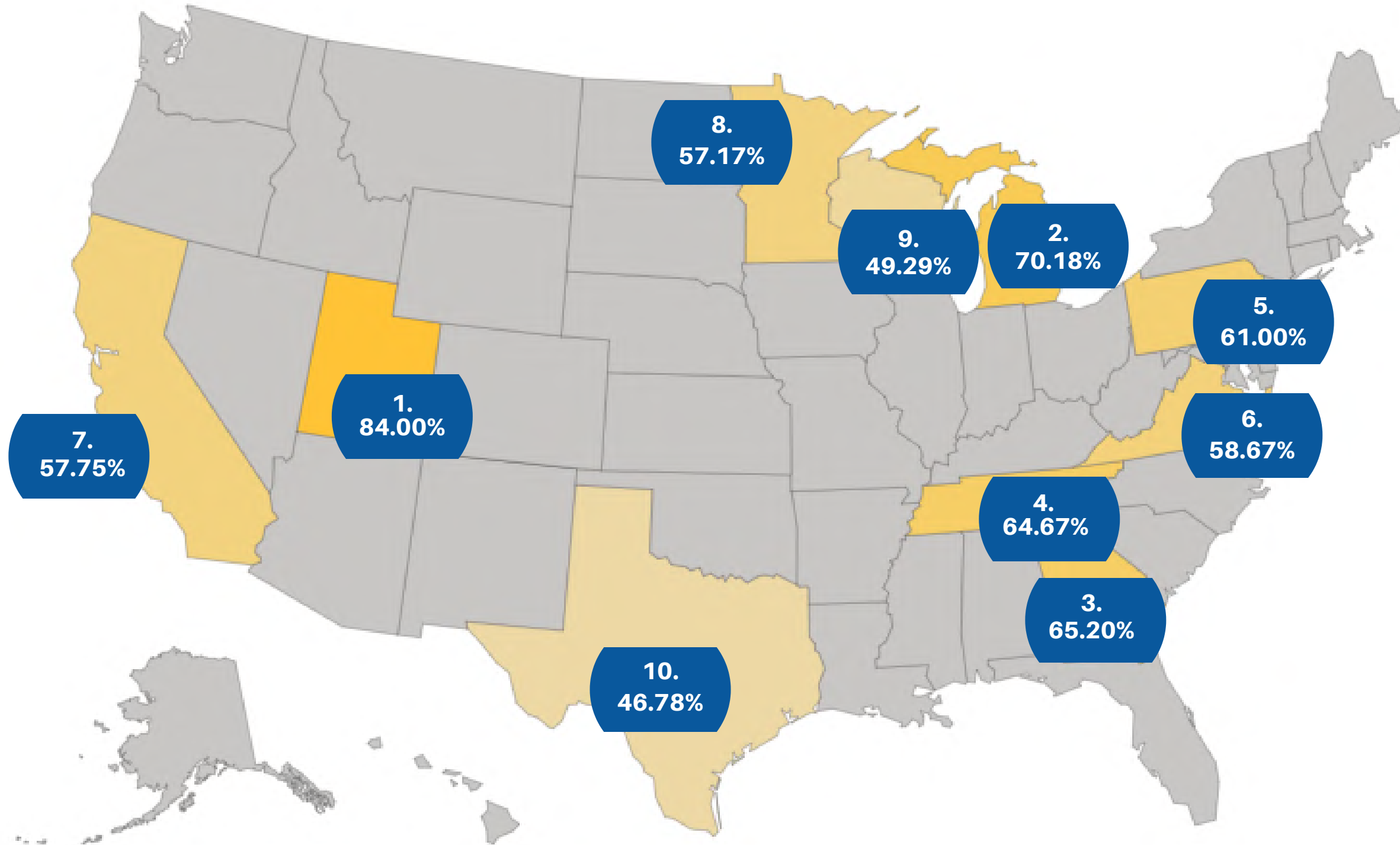


**KNOWLEDGESMART**  
AN EAGLE POINT SOFTWARE COMPANY

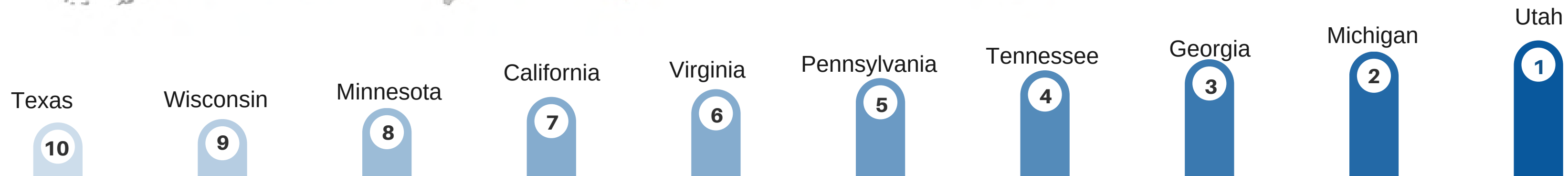
## USA BY STATE - SCORE (ACCURACY AND ELAPSED TIME)

### TOP STATES (SCORE AND TIME)

**USA AVERAGE**  
**62%**  
in 65 Minutes

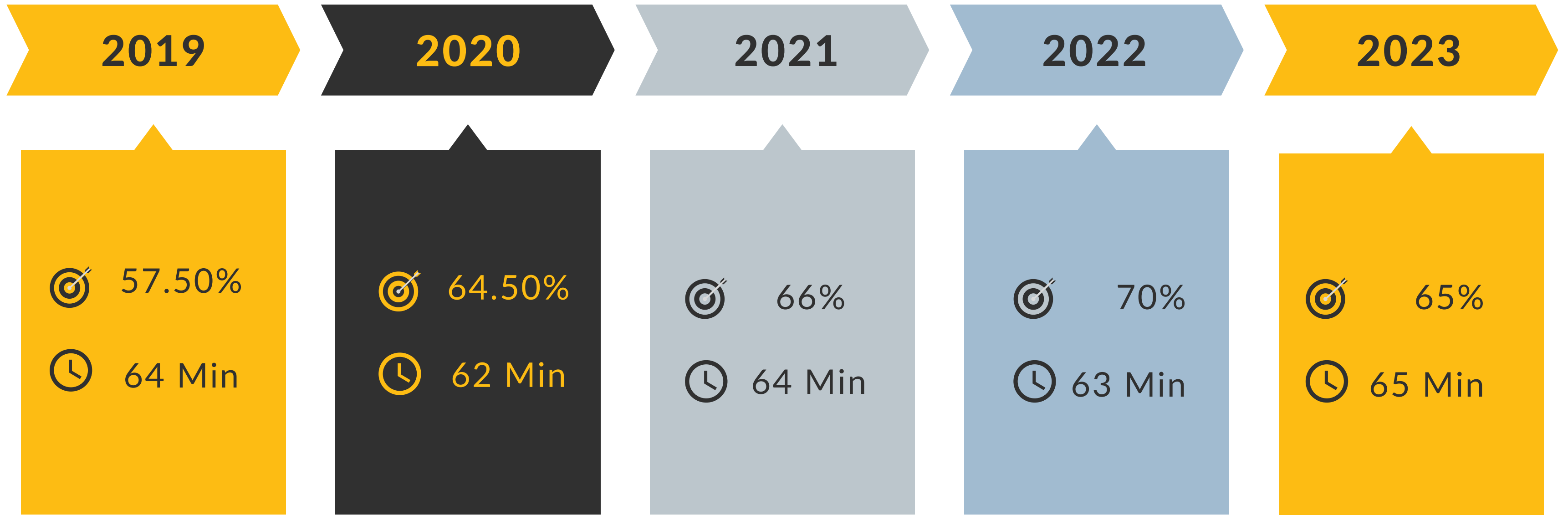


Utah	84.00 %	44 min
Michigan	70.18 %	56 min
Georgia	65.20 %	38 min
Tennessee	64.67 %	72 min
Pennsylvania	61.00 %	56 min
Virginia	58.67 %	101 min
California	57.75 %	82 min
Minnesota	57.17 %	71 min
Wisconsin	49.29%	54 min
Texas	46.78%	70 min



# REVIT MEP ELECTRICAL FUNDAMENTALS

VARIANCES IN OUR OVERALL BENCHMARK DATA

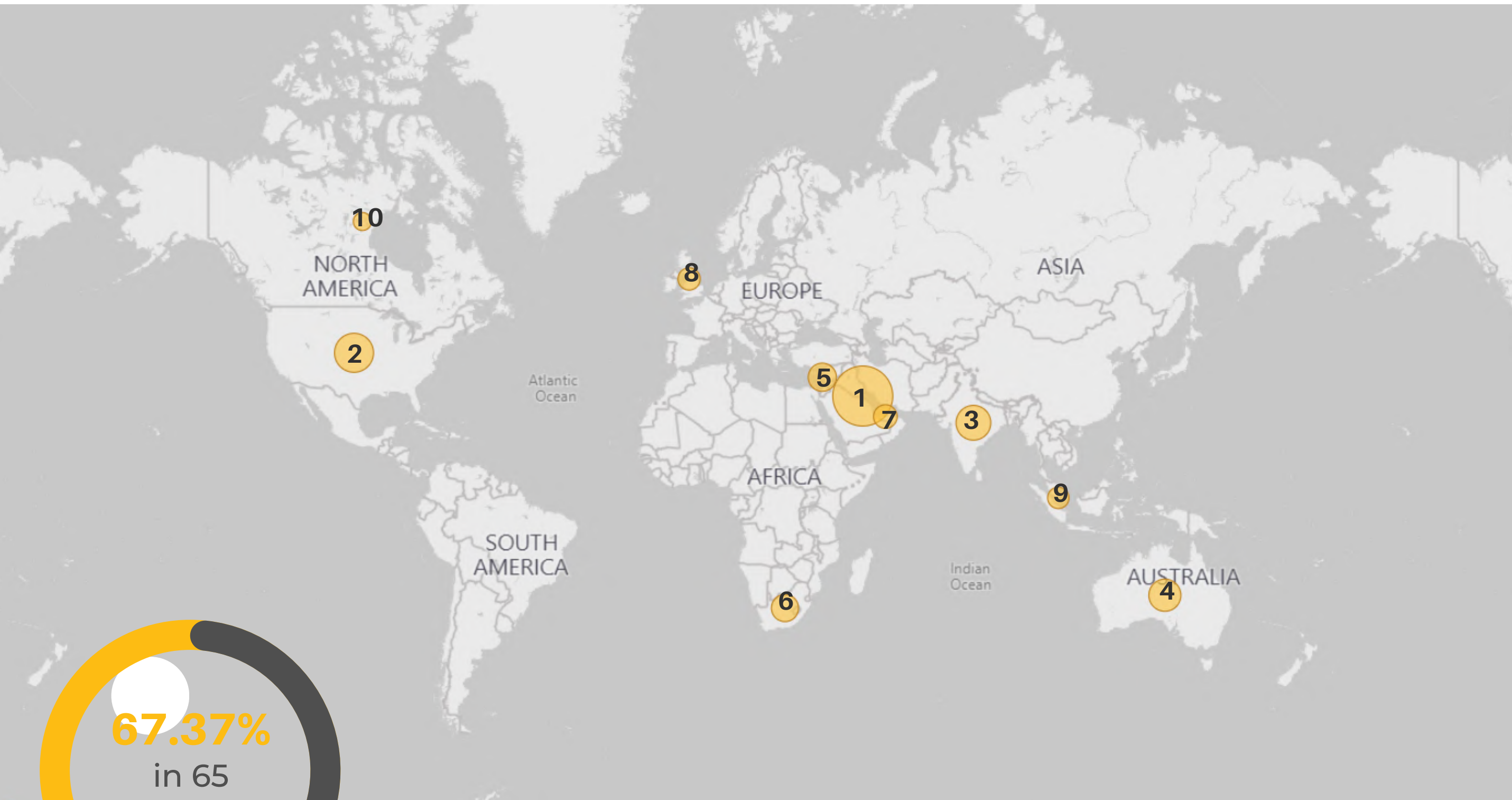


**KNOWLEDGESMART**  
AN EAGLE POINT SOFTWARE COMPANY

# GLOBAL AVERAGE REVIT MEP ELECTRICAL FUNDAMENTALS

BY WORLD REGION (TOP 10) - SCORE (ACCURACY) AND ELAPSED TIME

- 1 Kuwait  
81.46% in 58 Min
- 2 USA  
70.98% in 68 Min
- 3 India  
68.87% in 63 Min
- 4 Australia  
67.54% in 66 Min
- 5 Lebanon  
65.60% in 79 Min
- 6 South Africa  
65.07% in 67 Min
- 7 UAE  
63.31% in 72 Min
- 8 United Kingdom  
62.64% in 51 Min
- 9 Singapore  
62.20% in 55 Min
- 10 Canada  
60.53% in 77 Min



# REVIT MEP ELECTRICAL FUNDAMENTALS

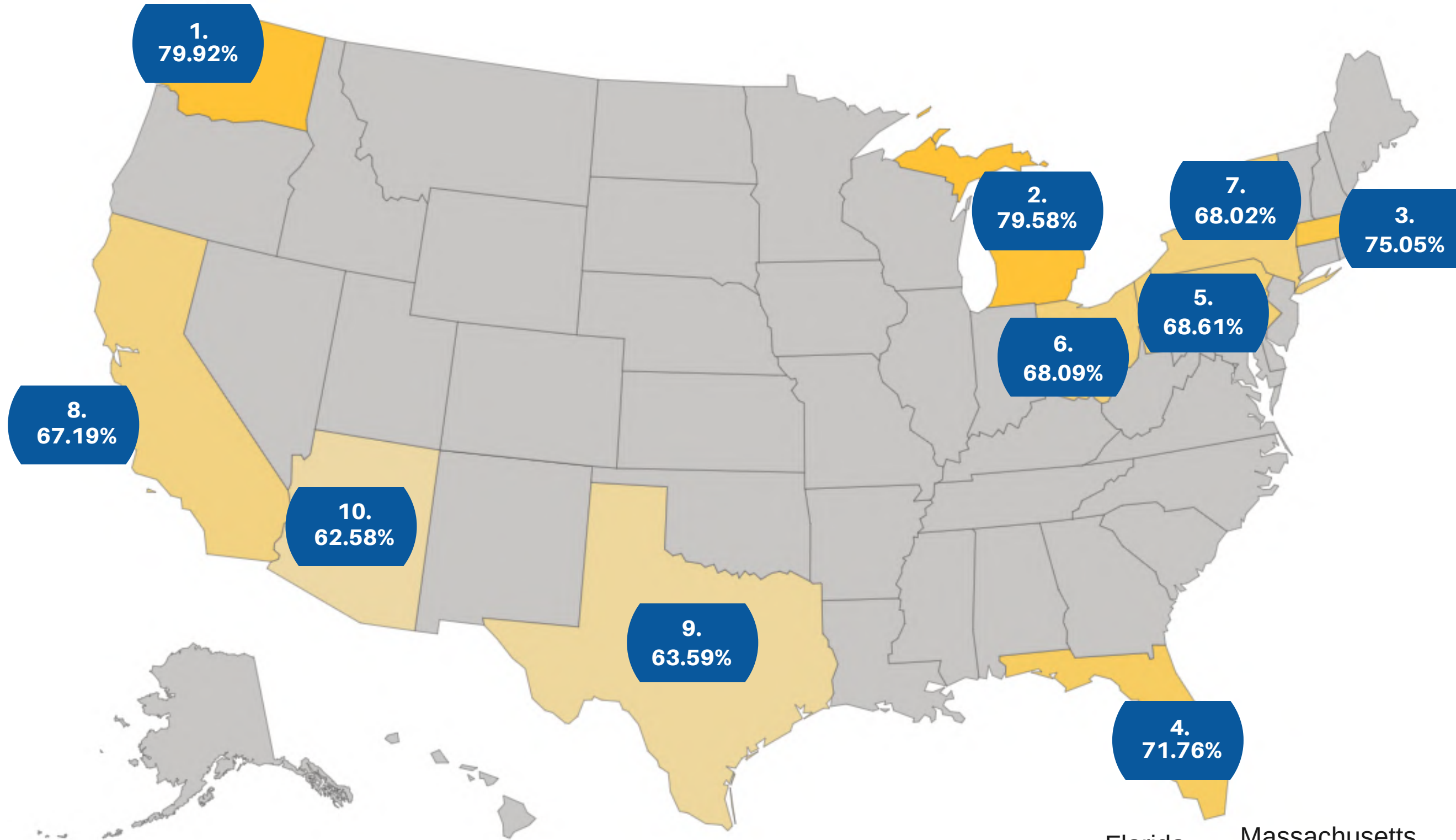
USA BY STATE - SCORE (ACCURACY AND ELAPSED TIME)



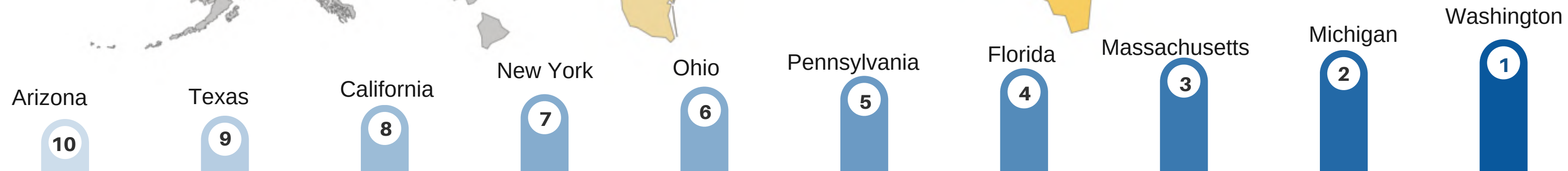
**KNOWLEDGESMART**  
AN EAGLE POINT SOFTWARE COMPANY

**TOP STATES  
(SCORE AND  
TIME)**

**USA AVERAGE**  
**72%**  
in 65 Minutes



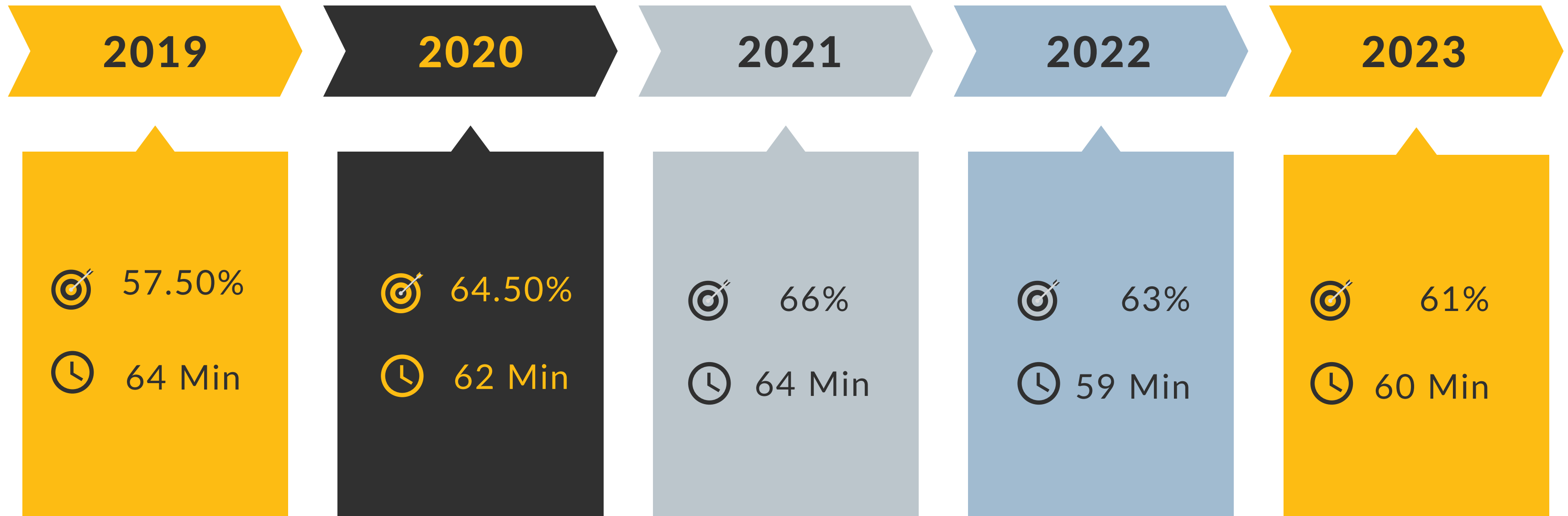
Washington	79.92%	63 min
Michigan	79.58%	71 min
Massachusetts	75.05%	35 min
Florida	71.76%	74 min
Pennsylvania	68.61%	57 min
Ohio	68.09%	59 min
New York	68.02%	65 min
California	67.19%	68 min
Texas	63.59%	61 min
Arizona	62.58%	79 min





# REVIT MEP ELECTRICAL ADVANCED

VARIANCES IN OUR OVERALL BENCHMARK DATA



**KNOWLEDGESMART**  
AN EAGLE POINT SOFTWARE COMPANY

# GLOBAL AVERAGE REVIT MEP ELECTRICAL ADVANCED

BY WORLD REGION (TOP 10) - SCORE (ACCURACY) AND ELAPSED TIME



- 1 **Kuwait**  
83.24% in 38Min
- 2 **USA**  
69.65% in 44 Min
- 3 **South Africa**  
66.43% in 48 Min
- 4 **UAE**  
65.89% in 46 Min
- 5 **Canada**  
62.09% in 46 Min
- 6 **India**  
59.89% in 42 Min
- 7 **Philippines**  
59.78% in 47 Min
- 8 **United Kingdom**  
57.20% in 30 Min
- 9 **Netherlands**  
48.89% in 59 min
- 10 **Australia**  
47.25% in 24 min

# REVIT MEP ELECTRICAL ADVANCED

USA BY STATE - SCORE (ACCURACY AND ELAPSED TIME)

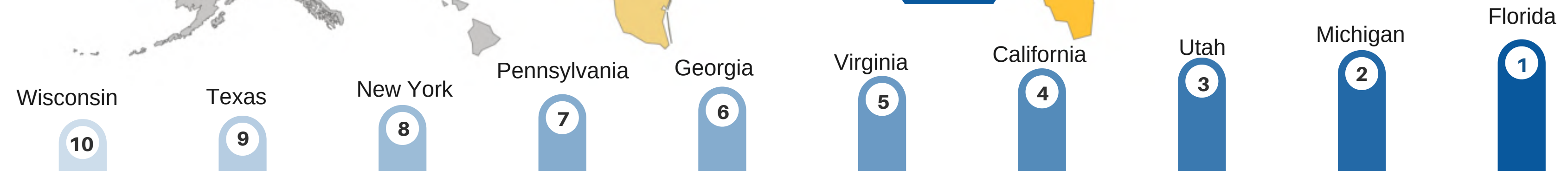
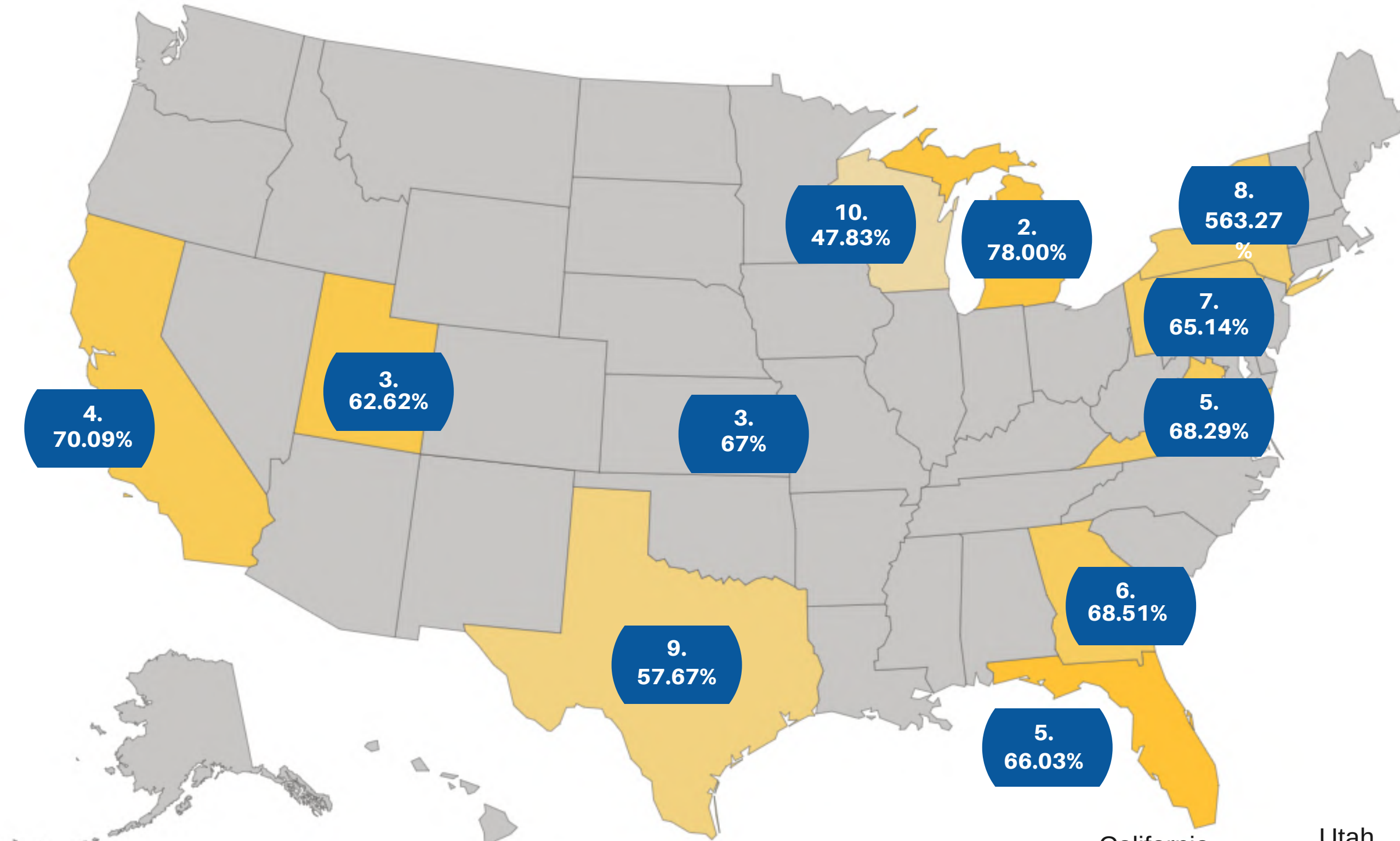


**KNOWLEDGESMART**  
AN EAGLE POINT SOFTWARE COMPANY

**TOP STATES  
(SCORE AND  
TIME)**

**USA AVERAGE**  
**69.79%**  
in 42 Minutes

Florida	83.60 %	74 min
Michigan	78.00 %	54 min
Utah	62.62 %	29 min
California	70.09 %	66 min
Virginia	68.29 %	41 min
Georgia	67.17 %	22 min
Pennsylvania	65.14 %	48 min
New York	63.27 %	35 min
Texas	57.67 %	48 min
Wisconsin	47.83 %	41 min



# REVIT MEP SKILLS



- A DETAILED BREAKDOWN BY DISCIPLINE AND USER BACKGROUND



## MEP ENGINEERS

- Regular users 71% in 60 Min
- Part-time users 67% in 65 Min
- 1 - 5 years' experience (all types) 67.46% in 65 Min
- 6 - 10 years' experience (all types) 70% in 55 Min
- On the job learning (all types) 70.46% in 68 Min
- Formal learning (all types) 69% in 60 Min
- Online/Web Based Training 68% in 63 Min

The average Revit MEP  
self-rating score for MEP Engineers is:

**2.91**  
out of 5

*Basic knowledge, can get by working on a project but could do better*




## REGULAR USE (DAILY)

SELF-TAUGHT		
1-5 Yrs Experience	6-10 Yrs Experience	11-15 Yrs Experience
71.09%	74.01%	73.44%
60 Min	52 Min	90 Min

## OCCASIONAL USE (WEEKLY)

SELF-TAUGHT		
1-5 Yrs Experience	6-10 Yrs Experience	11-15 Yrs Experience
65.60%	65.64%	66.56%
90 Min	61 Min	75 Min



**MEP ENGINEER**  
69.04% IN 62 MIN

FORMAL EDUCATION		
1-5 Yrs Experience	6-10 Yrs Experience	11-15 Yrs Experience
71.20%	67.08%	66.50%
61 Min	56 Min	61 Min


FORMAL EDUCATION		
1-5 Yrs Experience	6-10 Yrs Experience	11-15 Yrs Experience
68.04%	65.64%	59.20%
64 Min	67 Min	54 Min

## OCCASIONAL USE (WEEKLY)

## REGULAR USE (DAILY)

SELF-TAUGHT		
1-5 Yrs Experience	6-10 Yrs Experience	11-15 Yrs Experience
64.48%	64.70%	61.09%
72 Min	42 Min	52 Min

SELF-TAUGHT		
1-5 Yrs Experience	6-10 Yrs Experience	11-15 Yrs Experience
64.48%	64.70%	61.09%
72 Min	42 Min	52 Min



**UNITED KINGDOM**

66.86% IN 55 MIN

**MEP ENGINEER**

FORMAL EDUCATION		
1-5 Yrs Experience	6-10 Yrs Experience	11-15 Yrs Experience
72.28%	54%	46%
68 Min	96 Min	36 Min

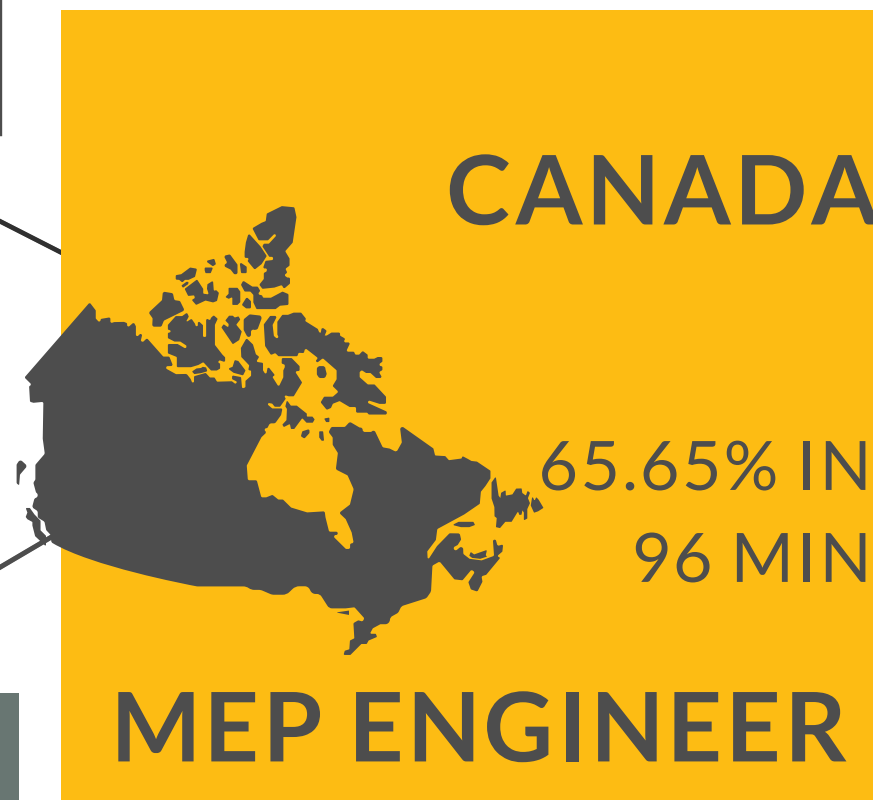
FORMAL EDUCATION		
1-5 Yrs Experience	6-10 Yrs Experience	11-15 Yrs Experience
69.16%	54%	46%
67 Min	96 Min	36 Min

## OCCASIONAL USE (WEEKLY)

SELF-TAUGHT		
1-5 Yrs Experience	6-10 Yrs Experience	11-15 Yrs Experience
65.40%	79.67%	57%
149 Min	89 Min	107 Min

## REGULAR USE (DAILY)

SELF-TAUGHT		
1-5 Yrs Experience	6-10 Yrs Experience	11-15 Yrs Experience
78.49%	68.53%	71.17%
58 Min	53 Min	87 Min



FORMAL EDUCATION		
1-5 Yrs Experience	6-10 Yrs Experience	11-15 Yrs Experience
64.13%	46%	46%
62 Min	35 Min	64 Min

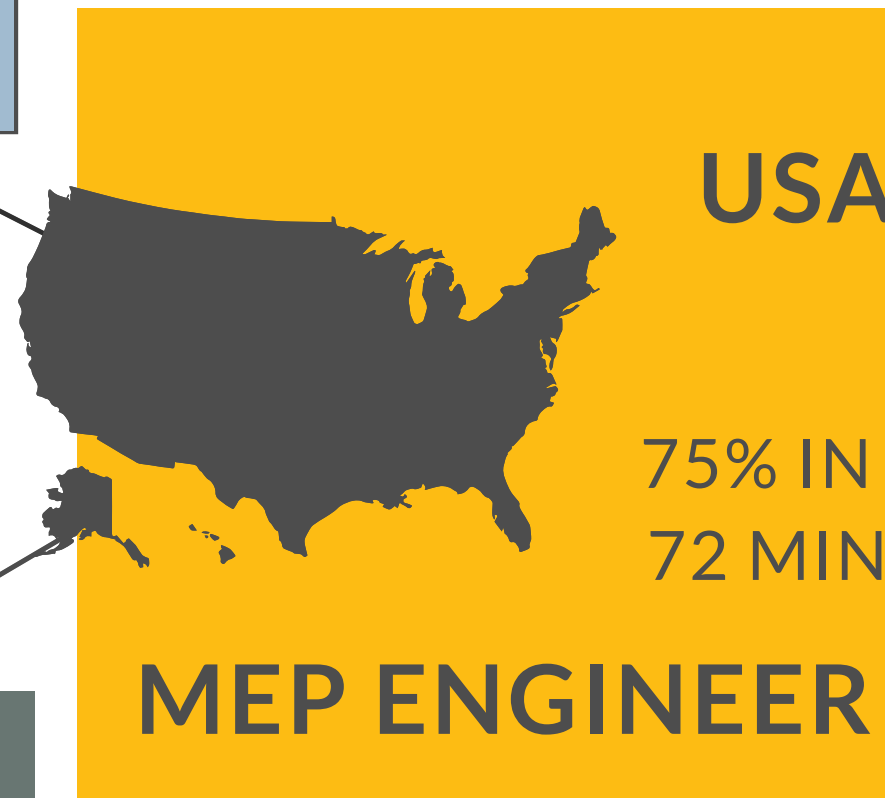
FORMAL EDUCATION		
1-5 Yrs Experience	6-10 Yrs Experience	11-15 Yrs Experience
63.20%	56.00%	69.67%
47 Min	88 Min	97 Min

## OCCASIONAL USE (WEEKLY)

## REGULAR USE (DAILY)

SELF-TAUGHT		
1-5 Yrs Experience	6-10 Yrs Experience	11-15 Yrs Experience
64.49%	72.16%	81%
125 Min	61 Min	102 Min

SELF-TAUGHT		
1-5 Yrs Experience	6-10 Yrs Experience	11-15 Yrs Experience
74.05%	80.37%	80.36%
70 Min	47 Min	94 Min



FORMAL EDUCATION		
1-5 Yrs Experience	6-10 Yrs Experience	11-15 Yrs Experience
71.11%	78.25%	77%
62 Min	74 Min	63 Min

FORMAL EDUCATION		
1-5 Yrs Experience	6-10 Yrs Experience	11-15 Yrs Experience
75.07%	80.85%	74%
72 Min	48 Min	65 Min

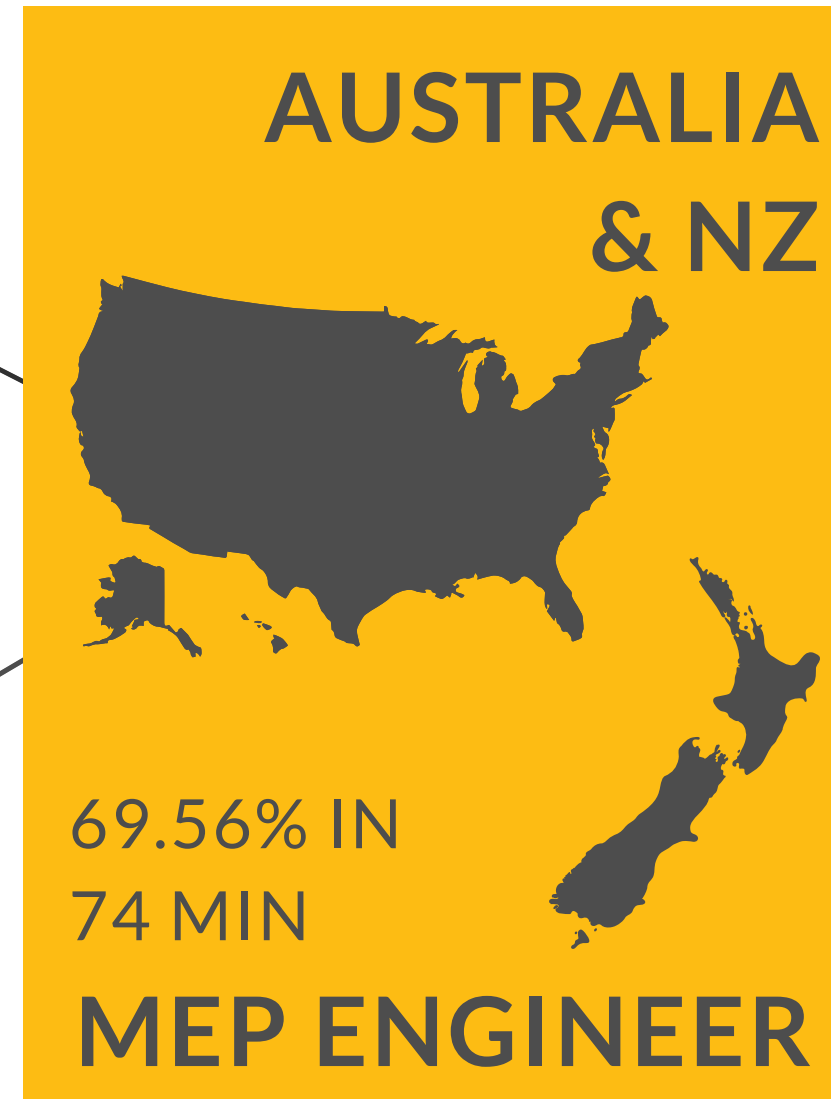


## OCCASIONAL USE (WEEKLY)

## REGULAR USE (DAILY)

SELF-TAUGHT		
1-5 Yrs Experience	6-10 Yrs Experience	11-15 Yrs Experience
61.79%	58.00%	46%
74 Min	84 Min	38 Min

SELF-TAUGHT		
1-5 Yrs Experience	6-10 Yrs Experience	11-15 Yrs Experience
68.14%	76.76%	74.24%
71 Min	82 Min	81 Min



FORMAL EDUCATION		
1-5 Yrs Experience	6-10 Yrs Experience	11-15 Yrs Experience
67.68%	51.60%	77.32%
73 Min	57 Min	69 Min

FORMAL EDUCATION		
1-5 Yrs Experience	6-10 Yrs Experience	11-15 Yrs Experience
71.10%	74.44%	77.67%
74 Min	69 Min	83 Min

## OCCASIONAL USE (WEEKLY)

## REGULAR USE (DAILY)

SELF-TAUGHT		
1-5 Yrs Experience	6-10 Yrs Experience	11-15 Yrs Experience
🎯 67.06%	🎯 67.44%	🎯 57.50%
🕒 63 Min	🕒 70 Min	🕒 69 Min

SELF-TAUGHT		
1-5 Yrs Experience	6-10 Yrs Experience	11-15 Yrs Experience
🎯 68.43%	🎯 70.09%	🎯 68.88%
🕒 69 Min	🕒 56 Min	🕒 61 Min



FORMAL EDUCATION		
1-5 Yrs Experience	6-10 Yrs Experience	11-15 Yrs Experience
🎯 60.34%	🎯 76.92%	🎯 39%
🕒 92 Min	🕒 54 Min	🕒 54 Min

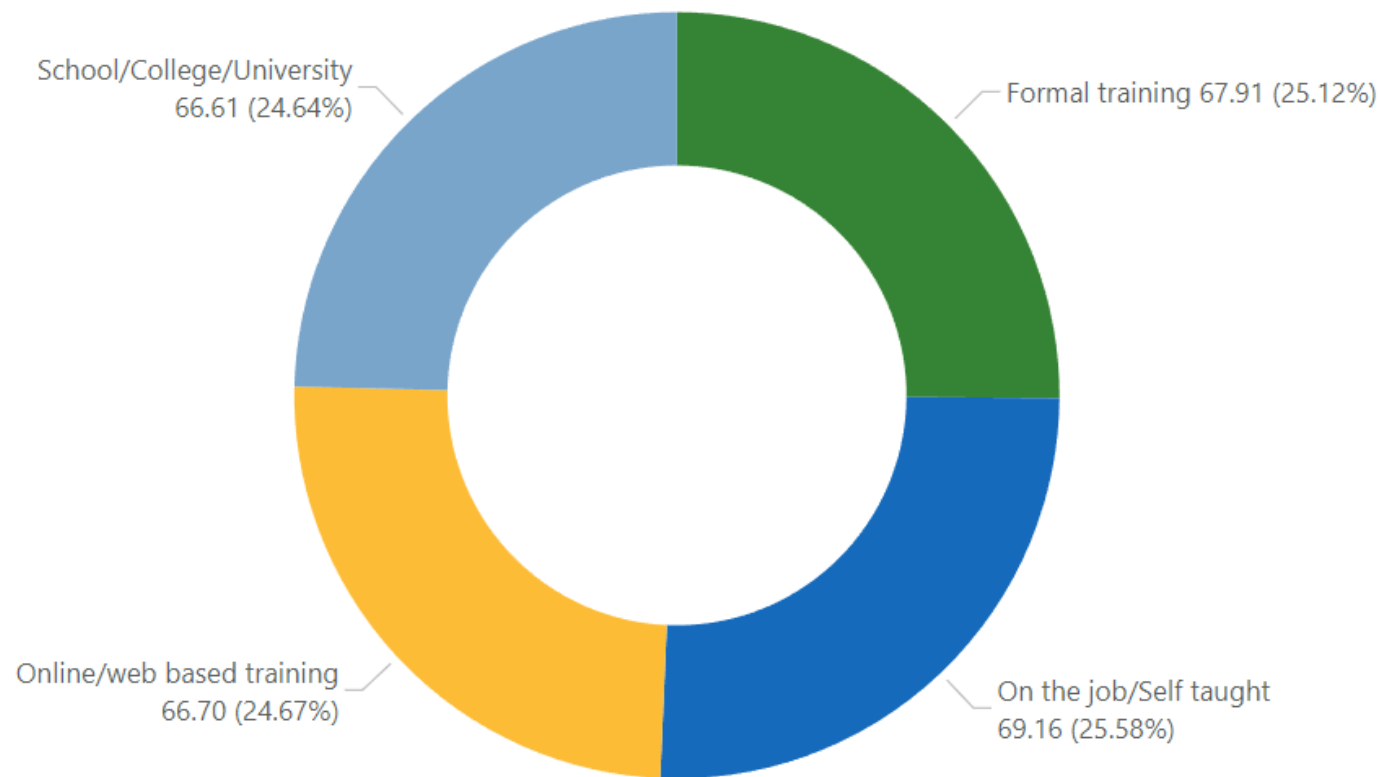
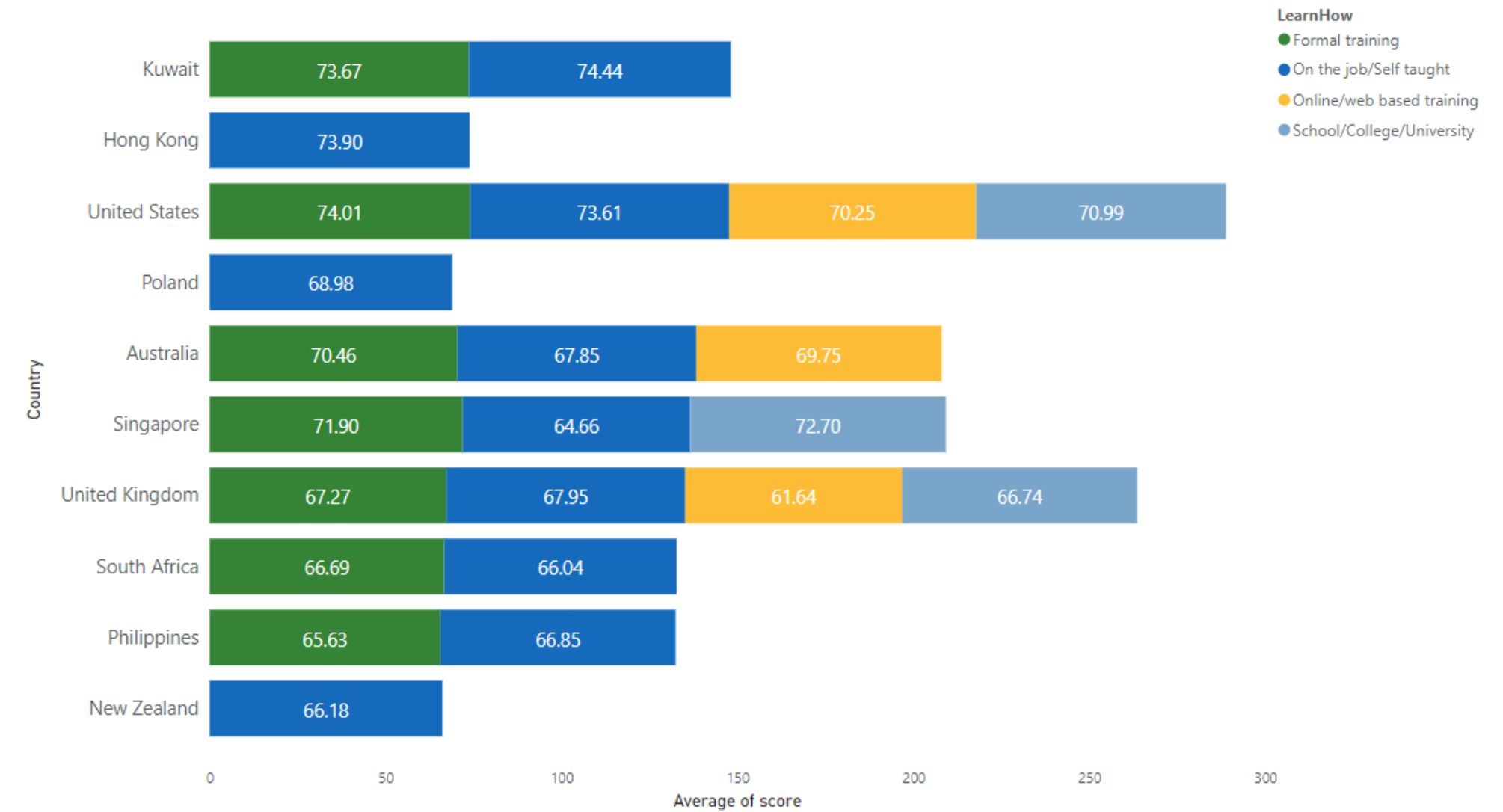
FORMAL EDUCATION		
1-5 Yrs Experience	6-10 Yrs Experience	11-15 Yrs Experience
🎯 67.50%	🎯 71.85%	🎯 69.36%
🕒 58 Min	🕒 58 Min	🕒 62 Min



# REVIT MEP - PRIMARY LEARNING METHOD ANALYSIS

AVERAGE OVERALL SCORE 66.55% IN 59 MIN

## TOP TEN ASSESSMENT SCORES BY COUNTRY AND PRIMARY LEARNING METHOD

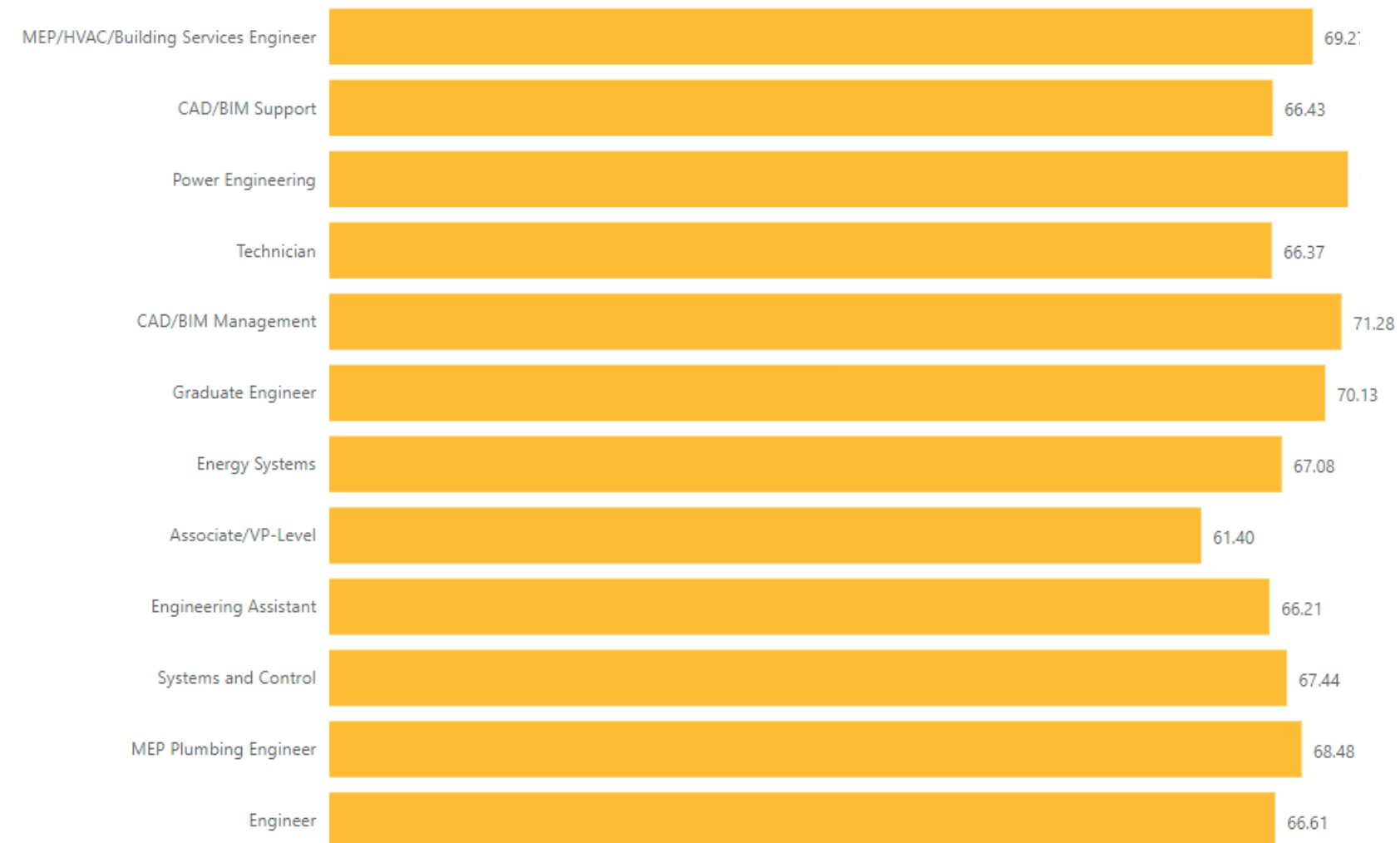




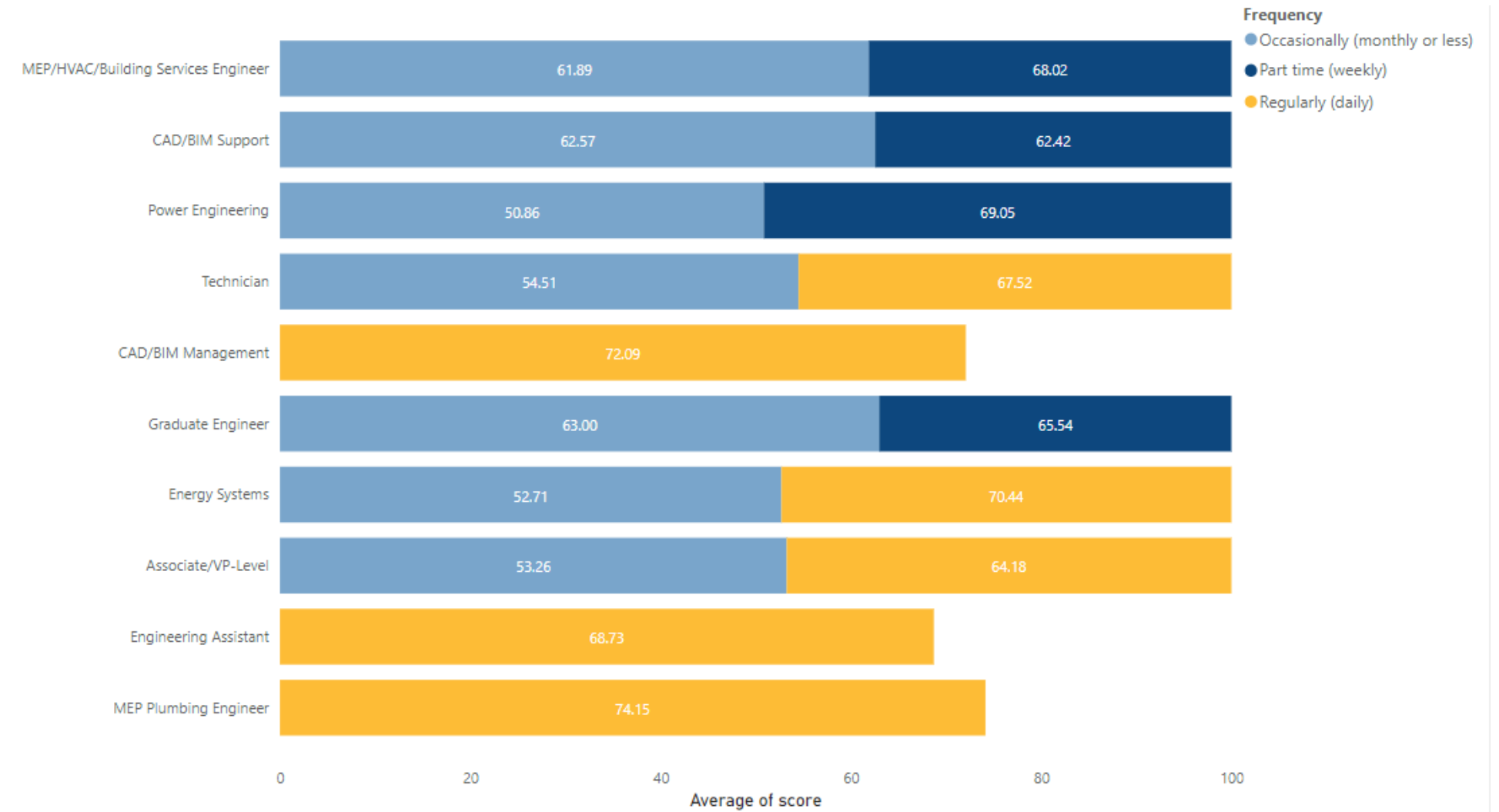
## FREQUENCY OF USE AND JOB TITLE ANALYSIS

AVERAGE OVERALL SCORE 66.55% IN 59 MIN

## AVERAGE ASSESSMENT SCORE PER JOB TITLE SORTED BY # OF ASSESSMENTS



## AVERAGE ASSESSMENT SCORE PER JOB TITLE GROUPED BY FREQUENCY OF USE



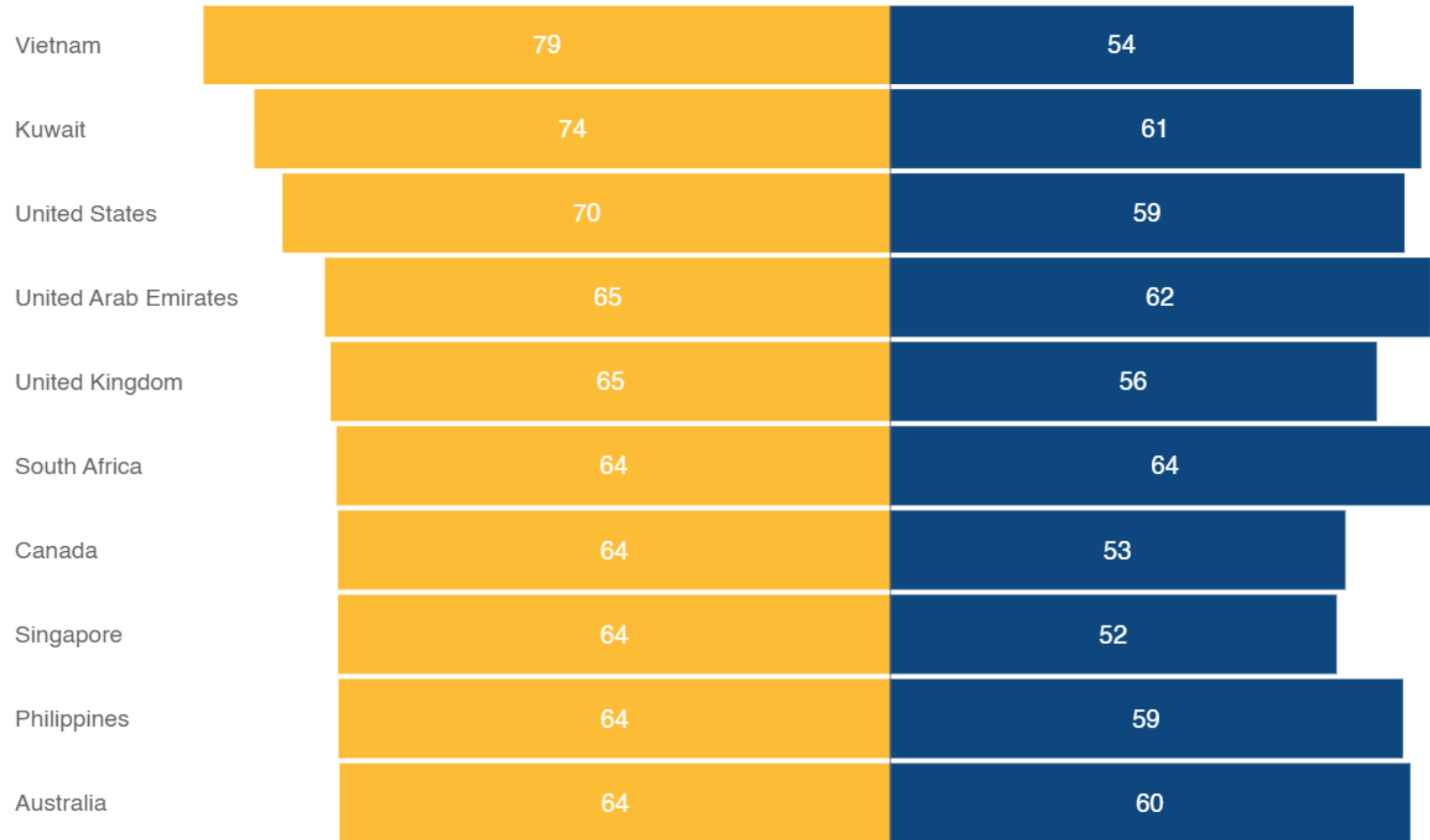
**KNOWLEDGESMART**  
AN EAGLE POINT SOFTWARE COMPANY





# TOP 10 COUNTRIES BASED ON NUMBER OF ASSESSMENTS TAKEN - AVERAGE SCORES VERSUS AVERAGE SELF-RATING PERCENTAGE

AVERAGE OVERALL SCORE 66.55% IN 59 MIN



**KNOWLEDGESMART**  
AN EAGLE POINT SOFTWARE COMPANY